

**Kick Up**  
**your**  
**Heels**



*At The*  
**Cloud County Fair**

*July 24-28, 2018*  
*Concordia, KS*

*Premium Fair Book*





# SATURDAY HEADLINER

**Saturday, July 28, 2018**

Pre Sale Tickets      \$20

Dumbbells (downtown Concordia)

Online @ [www.Eventbrite.com](http://www.Eventbrite.com)

Tickets available at the Gate \$25


Gates open at 6 p.m.

Opening Band at 7 p.m.


Main Concert at 8 p.m.



# 4-H Foodstand



Open Daily:



Tuesday 4 pm – 10 pm  
Wednesday – Saturday 10 am – 10 pm

## Featuring:

- Hamburgers
- Pork burgers
- Hot Dogs
- Nachos
- Walking Tacos
- Loaded Baked Potato (evenings only)
- Pepsi products
- Bottled water
- Sports drinks
- Homemade Pie
- Ice Cream



**WALKING TACO**

Stop by and support the 4-Hers in the Foodstand!



**July 24<sup>th</sup> – 28<sup>th</sup>**

Tuesday thru Saturday

**GREAT PLAINS  
AMUSEMENTS  
On The MIDWAY!**

6:00 pm to 10:00 pm

Thanks to a generous grant from Cloud County Wind Farm funds:

Pre-Fair Ticket Price: \$15

At the Fair Wristbands: \$25

Available July 16<sup>th</sup> – July 24<sup>th</sup> at:

**Rod's Food Store  
& 11<sup>th</sup> Street Short Stop**

This is effective for the first 750 tickets

*Pre-fair ticket sales end Tuesday, July 24 @ 5:00 pm*



# FAIR SPONSORS

## **Grand Champion**

Cloud County Co-op Elevator/Concordia Terminal LLC

Cloud County Health Center

## **Reserve Grand Champion**

Cloud County Community College

## **Blue Ribbon Sponsor**

F&A Food Sales

Concordia Tractor Inc.

Wilbur-Ellis Co.

Kindel Insurance

American State Bank

Kansas Creek Inn

Cloud County Tourism

## **Red Ribbon Sponsor**

Citizens National Bank

Elk State Bank

United Bank and Trust

Koch CPA CTD

## **Friends of the Fair**

Central National Bank

Concordia Liquor Outlet

Central Valley Ag

Callabresi

Peltier Foundry

Funk Pharmacy

Campbell & Johnson

American Ag Credit

Kansasland Tire

Cloud County Wind Farm LLC

Concordia Auto Mart LLC

Farm Bureau Financial Services

Abram Ready Mix Inc

Long & Associates Public Accountants, Inc

# CLOUD COUNTY FAIR ASSOCIATION

Industrial Road  
785-275-1949

Po Box 227  
www.cloudcountyfair.com

Concordia, Ks 66901  
[cloudcountyfair@gmail.com](mailto:cloudcountyfair@gmail.com)

## Board of Directors

President ..... Charlotte Anderson  
Vice-President.....Aaron Hake  
Treasurer ..... Danny McReynolds  
Secretary ..... Lisa Mosher

Directors  
Michelle Kindel, Amanda Baumann,  
Wayne Jeardoe, Theresa Champlin,  
Dustin Newlin

## Board of County Commissioners

District 1 .....Bill Czapanisky

District 2 .....Gary Caspers

District 3 ..... Bill Garrison

## K-State Research & Extension, River Valley District

Courthouse 811 Washington Suite E Concordia, KS 66901  
785-243-8185 email: dswenson@ksu.edu  
Cloud County District 4-H Program Manager ... Denise Swenson  
Home & Family District Agent ..... Patricia Gerhardt-Schmuck  
Crops District Agent ..... Tyler Husa  
District Director River Valley District ..... John Forshee

**Cloud County Open Class Superintendent** ..... Sheila McReynolds

## Cloud County FFA

Cloud County FFA Instructor – Concordia High School .....Krystal Nelson  
Cloud County FFA Instructor – Clifton-Clyde High School ....Airka Haresnape

## Commercial Exhibit Space & Food Vendors Space Available

Anyone wishing to rent exhibit space or be a food vender at the fair  
Contact

Michelle Kindel at 785-275-2033 or Amanda Baumann at 785-275-1964 for available space and cost.  
Or Visit the Website: [www.cloudcountyfair.org](http://www.cloudcountyfair.org) (under the Fair Vendor Tab) for info and Agreement Forms.

### Exhibit Space Available:

- 10 ft x 10 ft exhibit area inside the Commercial Building - \$65.00/space
  - (One 8' table & 2 chairs will be provided) Additional 8' table and 2 chairs @ \$10/set
- 20 ft x 40 ft Outside space - \$50.00/space
- 30 ft x 60 ft Outside space for Implement Dealers - \$100/space

### Cloud County Fair Food Vendor Agreement

- Outside Exhibitors Fee Schedule: Food Vendors 40' X 40' = \$150.00

## 4-H/FFA and Open Class Livestock Information

### Vet Check

1. All livestock (cattle, sheep, goats, pigs, horses and rabbits) will be required to stop at the Vet Check Pen as they enter the fairgrounds. A veterinary will do a vet check and sign and entrance paper before the family can proceed onto the barns with their animals. Any animal that is deemed unfit to show by the veterinary will not be permitted on the fairgrounds. No health paper expenses will be charged to the exhibitors.
2. All poultry must be tested for the Pullorum-Tyoid and checked for lice before being allowed to exhibit at the fair. Birds in the River Valley District can be tested at either location provided in conjunction with KDA: July 9<sup>th</sup> Washington County Fairgrounds (2-4), July 9<sup>th</sup> Clay County Fairgrounds (5-6), July 11 Republic County fairgrounds (2-4) and July 11 Cloud County fairgrounds (5-6)

### Livestock/Horse Trailers and Campers

1. All trailers and camper can park EAST of the practice arena all week. If you choose to park behind the beef barn, all trailer/campers are required to be moved by Friday at 10 a.m. Trailer/campers will be moved after 10 a.m. This area is needed for Friday and Saturday activities
2. No trailer parking along the NORTH side of the barns. This is needs to be left open for vehicles.
3. It is a \$15/night fee for camper hook ups. Payable to the Cloud County Fair board. (space is limited)



# FAIR ADVERTISERS

*See You at the Fair!*



[www.elkstatebank.com](http://www.elkstatebank.com)

Member FDIC



**"Friendly, Full-Service  
Veterinary Care"**

Randall D. Hobrock, DVM  
Holly Lenz, DVM  
Brad Robért, DVM  
Concordia, Kansas  
**785-243-7400**

SMALL ANIMAL, LARGE ANIMAL  
& EQUINE SERVICES

*24-Hour Emergency Service*

**Don't Miss the  
Cloud County Fair!**

CHAPUT-BUOY  
FUNERAL HOME  
CONCORDIA

BLACHLY & BUOY  
FUNERAL HOME  
JAMESTOWN

CHAPUT MORTUARY  
CLYDE



1-800-796-2122 • 785-243-2121

[www.chaputbuoy.com](http://www.chaputbuoy.com)



Great Bend-Larned-Macksville  
St. John-Garden City-Holcomb  
Belleville-Clyde  
Concordia

Supporting 4-H & FFA Members

At this year's  
Cloud County Fair



Member  
FDIC



# FAIR ADVERTISERS



## A proud supporter of the Cloud County Fair

Good Luck to all Participants!

Contact us for all your banking needs!

Hope  
785-366-7225  
[hope@fnbks.com](mailto:hope@fnbks.com)

Miltonvale  
785-427-2232  
[miltonvale@fnbks.com](mailto:miltonvale@fnbks.com)

[www.fnbks.com](http://www.fnbks.com)

There's "Hope" For Your Money!



*See you at the Fair !*

## GOTTSCHALK & COMPANY CPAs, L.L.C.

Timothy E. Gottschalk, CPA  
Jennifer K. Shelton, CPA Diane K. Sothers, CPA  
Marcia L. Blecha, CPA  
Concordia, KS 66901-0393 Belleville, KS 66935-0541  
785-243-2813 785-527-5631



## CONCORDIA HOMESTORE 1621 East 6<sup>th</sup> St. Trafficway Concordia, KS 785-243-2133

HOURS: Mon.-Fri. 7:30-7:00 & Sat. 8:00-5:00




908 East 6<sup>th</sup>  
Concordia, KS  
785-243-7298  
[www.geislerroofing.com](http://www.geislerroofing.com)

## The Liquor Outlet



1250 LINCOLN  
CONCORDIA  
CONVENIENT DRIVE-THRU  
785-243-1852



**Richard J. Kueker, O.D., P.A.**  
**Michael E. Miller, O.D.**

*Family Eyecare of Concordia*  
222 W. 6<sup>th</sup> Concordia, KS 785-243-3386



# FAIR ADVERTISERS



## Jackson's Glass Shop

Larry Jackson  
 Hours: Mon – Fri 8 am to 5 pm  
 101 W 5<sup>th</sup> St • Concordia, Ks  
 785-243-7382  
 Toll Free: 1-800-794-4510



## NUTTER'S

MORTUARY AND CREMATION SERVICES

Bruce Nutter  
 116 E 6<sup>th</sup> St.  
 Concordia, Kansas  
 785-243-2525



## ROD'S



## FOOD STORE

Deli • Bakery  
and

## CONCORDIA ICE COMPANY

307 W 6<sup>th</sup> St., Concordia, KS • 785-243-7774  
[www.mythriftway.com](http://www.mythriftway.com)



Downtown Concordia

Like us on Facebook!  
 785-243-9877

Hours: M-F 10-7 • Thurs 10-8 • Sat 10-5

## KRIER MOWER & ELECTRIC



- Lawn mower sales and service
- Starter and alternator repair on all makes and models
- Electric motor sales & service
- 12v wiring car & trailer lights



806 w 4<sup>th</sup> • Concordia, KS • 785-243-7256  
[www.kriermowerandelectric.com](http://www.kriermowerandelectric.com)



GOOD LUCK TO THE  
 2018 CLOUD COUNTY FAIR  
 COMPETITORS AND PARTICIPANTS!



Our Auto Refill program never forgets. SIGN UP TODAY!  
 1526 Lincoln St., Concordia, KS • (785) 243-2795  
 M – F: 8:30 am – 6 pm • Sat: 8:30 am – 2 pm

[www.auburnpharmacies.com](http://www.auburnpharmacies.com)





# FAIR ADVERTISERS

**Come cool off  
After a day at the  
Cloud County Fair!**



Dine-in • Carry out • Delivery  
2112 S Lincoln  
Concordia  
785-243-2400



**Jeff Kindel**  
822 Washington St  
Concordia, Kansas  
785-243-1571



**Good Luck 4-H & FFA'ers!**

From your friendly Concordia, Kansas



140 E. College Dr • Concordia KS  
785-243-2602  
Your 24 Hour SuperCenter



Lifetime warranty on all  
insurance work with original  
owner of vehicle  
785-243-6142

**Taylor Knox Auto Body, LLC**



**PELTIER FOUNDRY, INC.**

METAL FABRICATORS  
307 KANSAS ST  
CONCORDIA, KS  
785-243-2795

Max Peltier  
Greg Peltier

David Peltier  
Terry Peltier



**Dr. Greg Hattan, DDS**  
501 Washington • St Concordia, Kansas  
Phone: 785-243-7927



# PRE-FAIR ACTIVITIES

**Friday, July 13: 1 p.m. - 4 p.m.** RVD Geology & Entomology Judging – Washington, KS

**Saturday, July 14: 8 a.m.** RVD Dog Show Registration – Concordia, KS

**9 a.m.** RVD Dog Show – Concordia, KS

**Tuesday, July 17: 8:30 a.m.** Judging of 4-H Clothing Construction, 4-H Buymanship, 4-H Fiber Arts, and 4-H/FFA Photography – CCCC

**Saturday, July 21: 7:30 a.m.** Fairground Clean-up

**10:00 a.m.** 4-H Council Meeting

**Sunday, July 22: 1:30 p.m.** Open Class Horse Show Registration – NCK Saddle Club Arena

**3:00 p.m.** Open Class Horse Show – NCK Saddle Club Arena

**Monday, July 23: 9:00 a.m.** 4-H/FFA Horse Show – NCK Saddle Club Arena

**6:30 p.m. – 8:30 p.m.** Open Class Exhibits Entered – Hosie Building

## CONCORDIA TOWN & COUNTRY

Hardware, Farm & Home

1516 Lincoln St., Concordia, KS

(785) 243-7900

### HOURS:

Monday-Saturday, 8 a.m.- 8 p.m.

Sunday, 10 a.m.-5 p.m.



## Gearld's Body Shop

*Gearld Bachamp - Owner*



315 West 5<sup>th</sup>, Concordia, KS

(785) 243-1466

**We Support The Cloud County Fair!**

## Open Class Horse Show

**Sunday, July 22**



Registration starting at 1:30

Show starting at 3:00

Entry Fee: \$15 (Ride all Day)

All Ages Welcome - See Classes in Book

NCK Saddle Club Arena

Cloud County Fairgrounds

## River Valley District 4-H/FFA Shows

### 4-H Dog Show

Sunday, July 14 9:00 a.m.

Cloud County Fairgrounds Commercial Building



### 4-H/FFA Horse Show

Monday, July 23 9:00 a.m.

NCK Saddle Club Arena-Cloud County Fairgrounds





# TUESDAY, JULY 24, 2018

- 8 a.m. – 10 a.m. All Open Class Entries Received (Except Rabbits, Poultry and Livestock)
- 8:30 a.m.-3 p.m. 4-H Foods, Crafts -American Legion
- 9 a.m. – 12:30 p.m. All 4-H & FFA entries Received (Except Rabbits, Poultry and Livestock)
- 10 a.m. Open Class Exhibits Judged (Except Rabbits, Poultry and Livestock)
- 12-5:30 p.m. Commercial Exhibitors set up
- 1-4 p.m. Judging of 4-H Flowers, Field Crops, Horticulture, Electric, Woodworking, Rocketry
- 5:30 p.m. – 10 p.m. Hosie & Commercial Building Open to Public
- 6-10 p.m. Great Plains Amusement on the Midway
- 6:15 p.m. Flag Raising – Boy Scout Troop #38
- 6:15 p.m. Mutton Bustin' Registration – NW Corner of NCK Saddle Club Arena
- 6:30 p.m. Open Class/4-H Food Auction – Free Stage
- 7 p.m. Mutton Bustin' – NCK Saddle Club Arena (Concordia FFA and Bergstrom Livestock)
- 7:30 p.m. Fashion Revue & Crowning of Fair Royalty & Shooting Sports Results – Free Stage



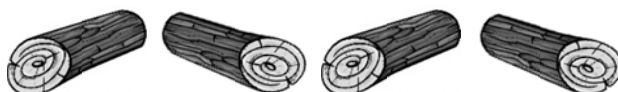
(785) 243-1710  
 Toll Free: (800) 462-8667  
 121 West 6 St., Concordia, KS  
[www.tomsmusichouse.com](http://www.tomsmusichouse.com)

*"The House of Friendly Service"*



*Celebrating 118 Years in Business!*

**Miltonvale Lumber Co.**



Come visit our showroom with many displays

28 East Spruce Miltonvale, KS • (785) 427-2643

Mon.-Fri., 7:30 a.m. – 12 p.m. & 1 p.m. – 5 p.m.

Sat., 7:30 a.m. – 12 p.m.

## MUTTON BUSTIN'



Tuesday, July 24, 2018

Registration 6:15 p.m.

NW Corner NCK Saddle Club Arena

Event Starts 7 p.m.

**SPONSORED BY**

Concordia FFA and Bergstrom Livestock

## FREE STAGE ACTIVITIES TUESDAY, JULY 24

*4-H/Open Class Bake Sale*

*6:30 p.m.*



*7:30 p.m.*

*4-H Fashion Revue*

*Fair Royalty Crowning*

*Shooting Sports Results*



# WEDNESDAY, JULY 25, 2018

- 8 a.m. – 9:30 a.m. Enter 4-H, FFA & Open Class Rabbits & Poultry
- 9:30 a.m. – 11:30 a.m. Enter 4-H & FFA Beef, Sheep, Goats, Swine, Horses & Dairy
- 9 a.m. Judging 4-H Notebooks, Posters, and Banners
- 9 a.m. - 10 a.m. 4-H & Open Class Exhibits Open – Hosie Building
- 9 a.m. - Noon FFA Kiddie Barn Open – Concordia FFA
- 11 a.m. 4-H, FFA & Open Class Rabbits & Poultry Judging
- 1 p.m. 4-H Pet Show – Ron & Don Shelter
- 4-9 p.m. FFA Kiddie Barn Open – Concordia FFA
- 5:30 p.m. -10 p.m. Commercial Building Open
- 6 - 10 p.m. Great Plains Amusements on the Midway
- 6:30 p.m. 4-H, FFA & Open Class Sheep Show – Show Arena
- 8 p.m. NCK Saddle Club Rodeo – NCK Saddle Club Arena
- 8 p.m. 3D Gospel – Free Stage

**"NORTH CENTRAL KANSAS' PEST CONTROL AUTHORITY"**

**SCHENDEL PEST CONTROL OF CONCORDIA**

*"Serving North Central Kansas For Over 60 Years"*

**Complete Insect & Rodent Control**  
 Monthly or One-Time Service for Home or Business

Headed by a Graduate Biologist

109 W. Fifth St. • Concordia, KS

**Sentricon**  
 Colony Elimination System  
Trademark of Dow AgroSciences LLC

TOLL FREE 1-800-748-8184 / 785-243-2554

## Complete Automotive Repair & 24/7 Towing Budreau Muffler, Auto & Tow

1908 Lincoln Concordia, KS  
 785-243-7508 800-536-7508  
 Mon. – Fri.: 8AM-5Pm 24/7 Towing & Road Side



## **4-H/FFA/Open Class Sheep Show 6:30 p.m. Livestock Arena**



**4-H/FFA/OPEN CLASS EXHIBITS  
 HOSIE BUILDING  
 OPEN DAILY 9 A.M. – 10 P.M.**

*Come Visit the Vendors  
 Commercial Building  
 Open Daily 5:30 p.m. – 10 p.m.*

## ***3D Gospel***

*Featuring Delisa Dawn*

8 p.m. at the Free Stage  
 Wednesday, July 28



We invite you to listen as we celebrate our  
 Lord Jesus Christ through our Music.



# WEDNESDAY, JULY 25, 2018



## ***Farm Management Services***

(785) 243-1854 • Concordia, KS

Tax Planning and Preparation  
 Accounting Services  
 Payroll Preparation and Reporting  
 Business Support Services  
 Succession Planning  
 Trust and Estate Administration  
 Asset Management Services  
 Information and Technology Systems  
 Support

## **NCK Saddle Club Rodeo**

**8:00 p.m.**

## **Queen Crowning**



### **Both Nights:**

**Kid Calf Scramble (Age 10 & Under)**  
**Bareback Bronc Riding, Team Roping**  
**Saddle Bronc Riding, Calf Roping**  
**Steer Wrestling, Team Roping**  
**Ladies Barrels, Bull Riding**  
**Drill Team**

## ***FFA Kiddie Barn***




***Open Nightly***

***4 p.m. - 9 p.m.***

## **Cloud County CO-OP Elevator, Inc.**

Since 1950

- Grain
- Feed
- Animal Health Products
- Steel Products
- Seed Cleaning
- Feed Delivery Service



**Concordia (785) 243-2080**

**Jamestown (785) 439-6541**



# THURSDAY, JULY 26, 2018

9 a.m. - 10 p.m. 4-H & Open Class Exhibits Open – Hosie Building

9 a.m. - Noon FFA Kiddie Barn Open – Concordia FFA

9 a.m. 4-H, FFA & Open Class Swine Show – Show Arena

11 a.m. 4-H, FFA & Open Class Goat Show – Show Arena

4-9 p.m. FFA Kiddie Barn Open – Concordia FFA

5:30 p.m. -10 p.m. Commercial Building Open

6 - 10 p.m. Great Plains Amusements on the Midway

6:30 p.m. 4-H, FFA & Open Class Beef Show – Show Arena

8 p.m. NCK Saddle Club Rodeo – NCK Saddle Club Arena

8 p.m. Branch & Dean – Free Stage



Country Music Duo  
8 P.M. AT THE FREE STAGE  
THURSDAY, JULY 26



## 4-H/FFA/Open Class Livestock Show

Thursday, July 26

Swine Show 9:00 a.m.



Goat Show 11:00 a.m.



Beef Show 6:30 p.m.



Locally Owned!  
Drive-up Window & Delivery!



# Funk Pharmacy

Ask about our easy-open pill packaging!

1020 Elmhurst Ave • Concordia, Kansas  
(785) 243-4414 • (800) 569-0191  
[www.funkrx.com](http://www.funkrx.com)

Good luck to all the  
Cloud County Fair  
participants!



## Duis Meat Processing

1991 East 6 Street Trafficway • Concordia, Kansas

(785) 243-7850

## NCK SADDLE CLUB RODEO THURSDAY, JULY 26 – 8 P.M.

Kid Calf Scramble (Ages 10 & Under)

Featured Events: Bareback Bronc Riding, Team Roping, Saddle Bronc Riding, Calf Roping, Steer Wrestling,  
Team Roping, Ladies Barrels, Bull Riding & Drill Team

Tickets: Children 6-12 - \$5 Adults - \$8 5&Under – Free  
(Save \$2 when purchased from Queen Contestant)



# FRIDAY, JULY 27, 2018

- 9 a.m. - 10 p.m. 4-H & Open Class Exhibits Open – Hosie Building
- 9 a.m. - Noon FFA Kiddie Barn Open – Concordia FFA
- 10 a.m. Livestock Judging Contest – Show Arena
- 4 p.m. - 9 p.m. FFA Kiddie Barn Open – Concordia FFA
- 5:30 p.m. - 9 p.m. Commercial Building Open
- 5:30 p.m. Baby Show Registration – Ayers Shelter
- 6 p.m. Baby Show – Ayers Shelter
- 6 p.m. 4-H/FFA Livestock Round Robin – Ayers Shelter
- 6 p.m. Pedal Tractor Pull Registration – Ayers Shelter
- 6 p.m. Concordia Optimist Club Kids Train Rides
- 6 p.m. - 10 p.m. Great Plains Amusements on the Midway
- 6:30 p.m. Pedal Tractor Pull (Sponsored by Cloud County Farm Bureau & Concordia Tractor)
- 7 p.m. NCK Fun Horse Registration (for all Ages) – NCK Saddle Club Arena
- 7:30 p.m. NCK Fun Horse Race Time – NCK Saddle Club Arena
- 8 p.m. Greased Pig Contest and Who Gets to Kiss the Pig?

## NCK Saddle Club Fun Races

Registration: 7 p.m.

Fun Races: 7:30 p.m.



All Ages Welcome

Contact Eric Voss for more information

(785) 614-4614

**We support the  
Cloud County Fair!!**



GHC Associates, Inc.

201 West 6<sup>th</sup> Concordia, KS

785-243-1555

## Baby Show

Registration- 5:30 p.m.

Show Time – 6 p.m.



## Pedal Tractor Pull

REGISTRATION – 6 P.M.

PULL TIME – 6:30 P.M.



**4-H/FFA  
LIVESTOCK ROUND ROBIN  
6 P.M.**



**GREASED PIG CONTEST**

**8 P.M. – SHOW ARENA**





# SATURDAY, JULY 28, 2018

- 9 a.m. - 9 p.m. 4-H & Open Class Exhibits Open – Hosie Building
- 9 a.m. – 9 p.m. FFA Kiddie Barn Open – Concordia FFA
- 10 a.m. 4-H/FFA Livestock Sale & FFA Work Auction – Show Arena
- 11:30 a.m. Fair Meal for Fair Supporters and Public
- 11:30 a.m. – 12:30 p.m. Antique Tractor Pull Registration and Weigh In
- 1:00 p.m. Antique Tractor Pull (South of Rodeo Arena)
- 1:00 p.m. Sand Volleyball Registration and Pool Play
- 1 p.m. – 4 p.m. Black Smith Demonstration – Ayers Shelter
- 1:30 p.m. -4:30 p.m. Moody Hue Painting – Commercial Building
- 1:30 p.m. Corn Hole Tournament Registration – Ayers Shelter
- 2:00 p.m. Janice Detloff Memorial Corn Hole Tournament
- 4:30 p.m. Steam Engine Show/Plowing – South of Rodeo Arena
- 1:00 p.m.- 9:00 p.m. Commercial Building Open
- 6:00 – 10:00 p.m. Great Plains Amusements on the Midway
- 6:00 p.m. Grandstand Gates Open for William Michael Morgan Concert
- 7 p.m. Grandstand Opening Band - TBA
- 8 p.m. William Michael Morgan Grandstand Concert

## ANTIQUA TRACTOR PULL



Registration: 11:30-12:30  
Pull: 1 p.m.

## STEAM ENGINE SHOW & PLOWING



South of Rodeo Arena  
4:30 p.m.



### 4-H/FFA Livestock Auction & FFA Work Auction

Saturday, July 28, 2018 10 a.m. Show Arena



## FAIR MEAL (OPEN TO EVERYONE)

Saturday, July 28, 2018 11:30 p.m. By Kiddie Barn

Come Enjoy a Pork Meal @ \$5/plate

Stay for an afternoon of Family Fun and the William Michael Morgan Concert





# SATURDAY, JULY 28, 2018

## Sand Volleyball Tournament



1:00 p.m.



\$60 Fee



Teams of 6 to 8  
Must have 3 Girls on a Team of 6

Cloud County Fairgrounds

## Join us at the Fair!!



## Dumbbells Fitness Center & Tanning Salon

239 W 6<sup>th</sup>

Concordia, KS  
785-243-4542

## Janice Detloff Memorial CORNHOLE TOURNAMENT

### Ayers Shelter

Registration: 1:30 pm  
Tournament: 2:00 pm

**Teams of 2**

**2 Divisions**

Adults (16 yrs. & up) : \$10  
Youth (15 yrs. And Under) : Free

**All funds go towards :**  
**Avenue of Flags**

## Moody Hue Painting

Try your hand at Painting a picture



1:30 p.m. - 4:30 p.m.  
Commercial Building

## Blacksmith Demonstration



*Ayers Shelter*  
1 p.m. - 4 p.m.



# SUNDAY, JULY 29, 2018

7:00 a.m.-8:00 a.m. – 4-H/FFA and Open Class Livestock and Horses Released

8:00 a.m.-8:30 a.m. – Cowboy Church

8:30 a.m. – Fair Clean up

8:30 a.m. – 3:00 p.m. – All Other 4-H/FFA and Open Class Exhibit Check – Out

12:00 p.m. – 4 p.m. – Car Show

12:00 p.m. – 6 p.m. – Open Trap Shoot

1:00 p.m. – Power Wheel and Blind Golf Cart Race Registration at Commercial Building

1:30 p.m. - Power Wheel and Blind Golf Cart Races

## Cowboy Church

8:00 a.m. -8:30 a.m.

Livestock Arena

Join the Exhibitors in hearing  
An inspirational message  
& Thanking the Lord for another  
Successful fair.

## Power Wheel Race & Blind Golf Cart Races



Registration: 1 p.m.  
Races: 1:30 p.m.  
All Ages welcome

Bring your own  
Power Wheel and Golf Cart

Kids Power Wheel  
– No entry fee

Golf Cart Races - \$10/team of 2  
(Payback for the top 2 teams)

**Come have some Sunday Fun!!**



# HCIS

Hardacre Crop Insurance Services Inc.

Full Service Crop Ins. MPC/Private Products

### Concordia Office

223 West 7th Street  
Concordia, KS 66901

Agents:

Troy Hardacre Cell:  
(785)262-1036

Michelle Hardacre Cell:  
(785)262-1069

Office: (785)243-7717

Fax: (785)243-2917

hardacreinsurance@gmail.com

### Kensington Office

P.O. Box 406

Kensington, KS 66951

Agent:

Cell: (785)476-7582

### Plainville Office

305 Southeast 7th Street  
Plainville, KS 67663

Agent:

Jennifer Staab Cell: (785)737-  
7306

jstaabinsurance@gmail.com

### Winfield Office

1922 East 14th Avenue  
Winfield, KS 67156

Agent:

Laurel Pounds Cell:  
(785)614-1875

laurel.pounds@gmail.com

Diversified Crop Insurance Services

Farmers Mutual Hail Insurance



Cloud County

# Health DEPARTMENT

*& Home Health Agency*

**910 West 11 St., Concordia, KS**

**(785) 243-8140**

**Monday – Friday**

**8 a.m. – 12 p.m. & 1 p.m. – 4:15 p.m.**



SUNDAY, JULY 29, 2018



**CLAY HILLS AG**  
"COMMITTED TO GROWTH"

**Greg Conway**  
785-614-2295

**Kimberly Beam**  
785-955-0331

[www.clayhillsag.com](http://www.clayhillsag.com)

*Good Luck Exhibitors!!!*



**TWIN VALLEY PULSE**

**ALL YOUR DEVICES, ONE SUPERIOR CONNECTION**

[www.twinvalley.net](http://www.twinvalley.net)

1.800.515.3311

**COME TO THE  
CAR SHOW**



Sunday at the fairgrounds

12 p.m.- 4 p.m.

Open Trap Range



**Sunday**

**12 p.m. – 6 p.m.**

Entry Fee \$5.00/Round

You must provide your own shotgun  
and ammo.

Clays will be provided.

Prizes awarded to the top shooters.

**Thank You to ALL  
Exhibitors, Sponsors, Supporters and Spectators.**

**We Hope You Enjoy the Cloud County Fair!**





# 2018 4-H/FFA Trophy Donors



- **Champion Overall Foods/Nutrition:**  
Marilyn Martin, Dr. Monica Bachamp, Gerald's Body Shop – Gerald Bachamp, Kirk & K'Lynn Barr
- **Whole Wheat Champions:** Bill & Fran Garrison
- **Champion Fine Arts:**  
Cloud Ceramics, Brown Contracting, Larry & Glenda Cyr
- **Champion Visual Arts & Crafts:**  
Plum Crazy Farm-Quinn & Michelle Kindel, RW Pest Control, Howard McMillan Family
- **Champion Building Models:**  
John & Kari Boden Family, Little Eagles Daycare & Karla & Allie Danielson, American State Bank & Trust
- **Champion Photography**  
Kaylee Mosher, Picture This, Auburn Pharmacy, Cheryl & Roylynn Maden
- **Girls Buymanship:**  
Altius Awards, Dr. Matthew S. Kueker, DDS, Koster Chirstmas Pines, Auburn Pharmacy
- **Champion Boys Buymanship:**  
Seifert Jewelry, Miltonvale Hustlers 4-H Club, Mary Higgins Memorial-Denise Letourneau, Waddell & Reed – Luke Malone
- **Champion FR Construction:**  
Mary Higgins Memorial-Denise Letourneau, Halepeska Farms, Lowell & Mary Thoman Family, Larry & Madonna Sorell (In Memory of Tony Sorell)
- **Champion Clothing Construction:**  
Randy & Sherry Trost Family, Christy Hasch & Les Hemphill, Norman & Karla McMillan, KC's Country Expressions
- **Champion Fiber Arts:**  
Elk State Bank, Elk State Bank, Greg & Florence Girard
- **Champion Plant Science:**  
Crop Production Services, Grassland Gardens Nursery & Flower Farm, Farmway Coop, Inc.
- **Champion Overall Geology:** Hollis Hustlers 4-H Club
- **Champion Overall Entomology:** Schendel Pest Control
- **Champion Overall Home Improvement:** Short Stop
- **Champion Space Tech:**  
California Phil's, 16<sup>th</sup> Street Carwash, 5<sup>th</sup> Street Car Wash
- **Champion Woodworking:**  
Miltonvale Lumber Co., Clyde Hometown Lumber, Concordia Homestore
- **Champion Shooting Sports:**  
Jim & Rhonda Wilson, F&A Food Sales, Inc.
- **Other Supporters:**  
Bluestem Electric Co., Prairieland Electric, Inc.
- **Round Robin**  
Raymond & Bernice Burt Memorial – Patricia Gehardt, KREP, Hardacre Insurance, Bachand Farms, Inc., American Ag Credit
- **Herdsmanship:** Farm Management Services Inc.
- **Sheep Showmanship**  
Maverick Burrus Memorial, Justin & Megan Murdock Family, Keith Buss Family
- **Market Lamb**  
McReynolds Family, Lowell & Mary Thoman Family
- **Lamb Champion Rate of Gain:** McReynolds Family
- **Champion Ewe:** Darrel & Margo Hosie
- **Goats Showmanship**  
Baumann's Repair, Dustin Stull-Vision Cattle, Dustin Stull-Vision Feed
- **Market Goat**  
Krystal Nelson/Kaylee Mosher, Max & Melody Murdock
- **Goat Champion Rate of Gain:** Dumbell's
- **Champion Doe:** Ecowater of NCK
- **Beef Showmanship**  
Koch CPA, Chartered, Wm. Martin Farms Inc., Farm Management Services Inc.
- **Market Beef**  
Swenson Herefords, Charbonneau Farms
- **Beef Champion Rate of Gain:** Koch CPA, Chartered
- **Champion Breeding Beef:** Starr Veterinary Services
- **Bucket Calf**  
Funk Pharmacy, Jim & Sonya Garwood
- **2<sup>nd</sup> Year Bucket Calf:** Anderson Farms Inc.
- **Poultry:** Champion-Cloud County Coop, Inc.
- **Swine Showmanship**  
Cloud County Coop, Inc., Forhsee Farms, Inc., Farmway Coop, Inc.
- **Market Swine**  
Brad & Kay Berk, Loren Koester Family
- **Rabbits Showmanship**  
Hollis Hustlers 4-H Club, Republican Valley 4-H Club, Hill & Dale 4-H Club
- **Dog Show:** (All Awards) – CARES, Inc.
- **Pets:** Clyde Roadrunners 4-H Club
- **Horse Showmanship**  
Jocelyn Racette, Ronnie & Janet Dorman, NCK Saddle Club
- **Horse – Champion Mare:** Tallgrass Veterinary Hospital
- **Horse- Champion Gelding:** Arrowhead Ranch
- **Horse Horsemanship (Sr. & Jr.):** NCK Saddle Club



Thank You to the  
2017 4-H/FFA Livestock Buyers



- B & D Hay
- Bel Villa Restaurant
- Bray Farms
- Central Valley Ag
- Champlin Trucking
- Citizens National Bank
- Clay Hills Ag
- Cloud County Coop Elevator Association
- Cloud County Health Center
- Concordia Optimist Club
- Concordia Tractor, Inc.
- Crop Production Services – Nathan Barnes
- Dale Barnes Trucking
- Delphos Coop, Inc.
- Derusseau Farm Service
- Duis Meat Processing – Ryan, Richard & Denise Swenson
- Ecowater of NCK
- Elk State Bank
- Eubanks Trucking
- Farm & Home Supply
- Farm Management Services, Inc.
- First National Bank of Hope
- Mac Fab
- Mankato Livestock – John Russell
- Marilyn Martin
- Miss Marie's Diner
- My Barber Shop
- Nelson Seed
- Pat & Stacy Letourneau
- Performance Lawns
- Pruser Electric
- R & D Quarter Horses
- Secure Shred
- Starr Veterinary
- Sunflower Insurance
- Swenson Herefords – Richard & Denise Swenson
- T's Grocery
- Tailgaters Steakhouse
- Tallgrass Veterinary Hospital, PA
- United Bank & Trust
- Wilbur-Ellis
- WM Martin Farms
- Xcel NDT, LLC

Special thanks to the Auctioneers, Clerks and Floor Buyers!!!

- Larry Lagasse Auction Service
- Citizens National Bank, Clerk
- James Herredsberg- Sheep & Goat Floor Buyer

**Come and Join Us!!!**

**2018 4-H & FFA Livestock Premium Sale and FFA Work Auction**  
**Saturday, July 28, 2018 at 10 a.m.**  
**Cloud County Fairgrounds Livestock Sale Arena**

**COME TO THE FAIR PORK MEAL (\$5.00/PLATE)**  
**STARTING AT 11:30 A.M.**

# 4-H/FFA RULES AND CLASSES

Online Version of 4-H/FFA Class found at [www.rivervalley.k-state.edu](http://www.rivervalley.k-state.edu) under the “4-H Youth Development” tab, then “Forms & Resources”, Click “Fair” and select “Cloud County”

## LIVESTOCK HEALTH REQUIREMENTS

1. **General Requirements:** All animals are subject to examination by the exhibition staff or their representatives, and shall be free to clinical signs of infectious or contagious disease. Animals determined by exhibition staff to have not met listed requirements will not be permitted to exhibit. All livestock, including 4-H and FFA members, must be examined by the provided veterinarian at check in. Veterinarians may reject any animal deemed by them, for any reason, (including, but not limited to, malnutrition, mismanagement, abuse, or disease), to be unfit for exhibit. Animals not passing health inspection will not be permitted to unload.
2. **Out-of-State Livestock:** Contact any River Valley Extension District Office – Belleville Office at (785) 527-5084, Clay Center Office at (785) 632-5335, Concordia Office at (785) 243-8185, or Washington Office at (785) 325-2121 – for current health requirements for out-of-state livestock. For specific questions, contact the River Valley District Livestock Agent at (785) 325-2121. Kansas Animal Health Department guidelines will be followed.
3. **Kansas Origin Livestock**
  - A. **CATTLE (BEEF & DAIRY):** The Kansas Department of Agriculture Division of Animal Health (KDAH) requires no tests on cattle of Kansas origin. Cattle determined by exhibition staff to have lesions of ringworm, warts, or infested with mange will not be permitted to exhibit.
  - B. **GOATS (MEAT & DAIRY):** In addition to the general requirements, all goats shall:
    1. Be free of any signs of sore mouth.
    2. Be free of signs of lesions of ringworm, warts, or infestation of mange
    3. Be identified with a registered tattoo or an official USDA premise ID tag (scrapie tag). Goats identified with registration tattoos must have legible tattoos and registration papers for these animals available for inspection.
  - C. **HORSES:** In addition to the general requirements, a negative test for equine infectious anemia (Coggins Test) within 12 months prior to exhibition should be considered, but this is not required by the KDAH. Participants may also want to consider a comprehensive vaccination protocol, including Equine Herpes Virus-1 and vaccination for West Nile Virus but this is also not required by KDAH.
  - D. **POULTRY**
    1. All poultry, with the exception of waterfowl and pigeons, must show proof that they are pullorum-thyphoid clean by one of the following methods BEFORE entering the poultry barn.
      - Originate from a U.S. pullorum-thyphoid clean flock, as evidenced by either
        - an official VS 9-2 form, certifying all birds in the flock over four months of age have had a negative test for pullorum-thyphoid within the past year, OR
        - a certificate from KDAH certifying the flock is a current NPIP flock in Kansas
      - Present evidence that the entries were purchased from a U.S. pullorum-thyphoid clean source and have been the only poultry on the premises. (*Presentation of a VS 9-3 Form received when poultry were purchased*)
      - Present an official VS 9-2 form signed by an official testing agent showing the entries have had a negative pullorum-thyphoid test within the preceding 90 days.
      - Poultry Testing will be provided by the Kansas Department of Agriculture prior to the start of all River Valley Fairs. Testing dates and locations are set by the local extension office. Contact local extension office for information. A form VS 9-2 will be completed for each entry and any tested bird will be legbanded by the KDA staff. If any birds in an entry test positive for pullorum-thyphoid, the entire entry, as well as all other birds from the same premises, will be refused.
    2. All poultry will be inspected by a veterinarian or superintendent prior to entering the barn and must be free of all external parasites. Birds with parasite infestations may be refused for exhibit. Consult your local veterinarian or the local River Valley Extension Office for information on the appropriate prevention and treatment of external parasites in poultry prior to exhibit.
  - E. **RABBITS and PIGEONS:** No health certificate is required. Rabbits or pigeons showing symptoms of infectious or contagious disease or parasites may be rejected by the exhibition staff or their representatives.
  - F. **SHEEP:** In addition to the general requirements, sheep shall:
    1. Be free of any signs of sore mouth.
    2. Be free of signs of active fungal (ringworm) infection, including club lamb fungus.
    3. Be identified with an official USDA premise ID tag (scrapie tag).
  - G. **SWINE:** Swine originating in Kansas must meet the general requirements. Kansas has obtained Stage V status in the National Pseudorabies Program, and the state is classified free of swine brucellosis. Negative pseudorabies and brucellosis tests are not required for Kansas origin swine.

## 4-H & FFA GENERAL RULES

### SECTION A – ELIGIBILITY

1. 4-H and FFA members are only allowed to show exhibits in the 4-H/FFA Division in the county in which they participate in 4-H or FFA. 4-H and FFA members may only participate in the 4-H/FFA Division at one (1) county fair. They may nominate livestock to multiple counties, but designation to one county must be made at fair pre-entry. The only exception to this rule is the FFA Ag Shop division which is a traveling display intended for multiple counties.
2. All exhibits in the 4-H & FFA divisions will use age classification based on the age of the 4-H and FFA member before January 1 of current year.
3. 4-H membership: Enrolled in the local 4-H program within the county. Members must be 7 years of age before January 1 of the current year and must not have passed their 19th birthday before January 1 of the current year.
4. FFA membership: Enrolled in agricultural education within the county. Student must have paid current annual membership dues and must not have passed their 19th birthday before January 1 of the current year.
5. To be eligible to exhibit a project, 4-H youth must have been enrolled in that project area by May 1<sup>st</sup> of the current year (Add/Drop deadline). FFA exhibits must be a part of the members SAE.
6. The 4-H and FFA livestock, horticulture, and field crops will be combined and shown in the same classes, with only one champion selected in each division.
7. All exhibits must be the result of this year's project work, having been produced within the current year or the last growing season. The exhibitor in this department must show his own handwork when skill is required, must be the grower of agriculture exhibits, and all livestock must meet all ownership, weigh-in, and tagging requirements.

### SECTION B – ENTRY INFORMATION

1. All fair entries must be pre-entered by the date set by your local River Valley District Office.
2. Neither the local County Fair Board, nor the River Valley Extension District will be responsible for any loss, theft, accidents, injury, or death to exhibits entered to and/or that occur at fair events and activities.
3. **Late Pre-entry and Late Check-in:** Late pre-entry is defined as any pre-entry received after the local extension office closes on the pre-entry deadline up until the day before the designated judging of that area. Late check-in is any entry received after the designated check-in time. All exhibits must be checked in with the respective superintendent according to the fair schedule. 4-H exhibits that are late for pre-entry or late for fair check-in will be dropped one ribbon placing, are not eligible for Grand or Reserve Champion consideration, and are not eligible for any Overall Champion consideration. Livestock that miss the designated fair weigh-in or health inspection will be ineligible to

show. Superintendents are responsible for reporting late check-ins to the 4-H Office for enforcement of forfeitures. Any 4-H or FFA exhibit that shows up to the fair that are not pre-entered shall:

- a. be referred to exhibit in open class if available.  
OR
  - b. if open class is not available, then the exhibit may be evaluated by the judge but will not receive a ribbon and the associated premium money and will not be exhibited in the 4-H display at the fair.
4. **Early Fair Check-out:** Early check-out is defined as the removal of any exhibit prior to the scheduled exhibit release time per the fair schedule. A 4-H or FFA member must submit a written request for early check-out to appropriate superintendent(s). A written response will be provided back to the 4-H or FFA member from the superintendent(s). Superintendents must notify 4-H Office of any approved or denied early check-outs. If a 4-H or FFA member removes an exhibit prior to the designated check-out time without special permission from the superintendent and fairboard, then that 4-H or FFA member forfeits ALL ribbon premium money on ALL fair exhibits. 4-H and FFA members must check out all exhibits with the respective superintendent according to the fair schedule. 4-H or FFA members checking out early for approved or non-approved reasons must report to the appropriate superintendents when checking out. Superintendents are responsible for reporting non-approved early check-outs to the 4-H Office for enforcement of forfeitures.
5. Members may exhibit **more than one** entry per class unless otherwise noted in Division rules. Fair board and superintendents may limit exhibit space and not exhibit entries if space is restricted.
6. Exhibitor entry cards for each pre-entered project, excluding beef, dairy, goat, horses, sheep, swine, fashion revue, and dogs, will be generated from the River Valley Extension District offices. These entry cards should be attached to the exhibit before presenting exhibit to the judge or superintendent. Attach entry cards with string or tape as appropriate. The entry card must accompany each exhibit for display.
7. Beef, dairy, goat, horses, sheep and swine exhibits must have a stall card for each animal exhibited. Stall cards will be printed and available for pick-up following official fair check-in and weigh-in.
8. Divisions will be judged by the following 4-H age categories unless otherwise noted in the Division rules or classes.  
Junior: 7-9 before January 1 of current year  
Intermediate: 10-13 before January 1 of current year  
Senior: 14 -18 before January 1 of current year
9. Dress Code: All 4-H and FFA members should present themselves in a professional appearance for all fair project judging and events. Club, County or District 4-H Shirts may be worn while shirts from other 4-H events and other shows are discouraged. Shirts or hats with slogans or advertising will NOT be allowed. Boys and girls should avoid revealing clothing and clothing that exposes undergarments. Tank/spaghetti strap tops will NOT be allowed. Judges may excuse members from any judging for inappropriate dress.
- a. The dress code for all 4-H and FFA livestock shows will be jeans, shirts, and closed toe shoes. Collared and sleeved shirts are highly encouraged. Closed toe shoes are recommended anytime working around livestock.
  - b. The dairy and goat exhibitors may wear traditional white.
  - c. The horse project will follow the traditional horse show dress requirements as outlined in the horse show rules.
10. Exhibits and property should be properly labeled before entering. Exhibitors are responsible to ensure that entries are in the appropriate class and properly exhibited. Final decisions will be with the superintendent and extension staff.
11. All Exhibits MUST BE exhibited at the Fair to receive ribbon and premium money.
12. All judging is consultation judging between the judge and 4-H/FFA member so exhibitor should be present at the time of judging. Parents, guardians, and others are welcome to listen and observe but must refrain from interfering with judging.
13. 4-H members are eligible to exhibit in Open Class, but they will not be allowed to enter the same article in both departments, with the exception of livestock at the fairboard's discretion. No exhibit can be used for more than one class in the 4-H/FFA Division except for Fashion Revue Construction, Showmanship, and Horse. The exact duplicate of a project previously entered at the fair cannot be entered again with the exception of livestock.
14. Failure to abide by entry, exhibit, or conduct rules may result in the forfeit of prize money.
15. **River Valley Extension District Fairs 4-H & FFA Grievance Process and Committee:** A Fair 4-H Grievance committee shall be in place for each of the county fairs in the River Valley District with the purpose to hear a disagreement related to a fair activity and make a ruling on it.  
Those persons eligible to bring forth a grievance on behalf of a 4-H or FFA member are:
- a. The 4-H or FFA member OR
  - b. The parent(s) or legal guardian(s) of said 4-H or FFA member.
- The grievance must be written, signed, and submitted to the River Valley Extension District 4-H Agent or District Director within 24 hours of the incident. Upon receipt of the grievance, a River Valley Extension District will convene a meeting with committee members where the complaint will be expressed and a decision will be made in as timely a manner as possible. A written response to the grievance will be delivered to the person(s) that submitted the grievance.  
The grievance committee may consist of: (minimum of 1 representative from each category)
- a. River Valley Extension District representative(s): (may include District Extension Director, District Extension Agent(s), District 4-H Program Manager(s), District Board member(s), other K-State Research and Extension employee(s) as appropriate for the grievance at hand
  - b. Fair superintendent(s)
  - c. Fair board member(s)
  - d. FFA Advisor (if grievance involves FFA member)
- All non-fair grievances related to 4-H shall be presented in writing to the River Valley Extension District Board. All fair grievances not related to 4-H shall be presented directly to the appropriate fair board.
16. Kansas State University is committed to making its services, activities and programs accessible to all participants. If you have special requirements due to physical, vision, or hearing disability, contact John Forshee, Director, River Valley District #4, 322 Grant Avenue, Clay Center, KS 67432. Phone 785-632-5335.  
Kansas State University Agricultural Experiment Station and Cooperative Extension Service K-State Research and Extension is an equal opportunity provider and employer.
17. **Code of Ethics:** The mission of Kansas 4-H Youth Development is to use unique strategies and opportunities to engage youth in reaching their full potential through partnerships with caring adults.
18. Adult spectators and volunteers at Fair 4-H/FFA events not acting in accordance with the Adult Fair Code of Ethics below may be asked to leave the event. Youth not acting in accordance with the Youth Fair Code of Conduct as listed below, including but not limited to unsportsmanlike conduct or harsh treatment of an animal in the barn or in the show ring, may result in disqualification from the show or being excused from judging at the discretion of the judge, superintendents, extension agents, and fair board.
19. Horseplay, including but not limited to water fights or running, will not be allowed in any fair buildings. Violators must meet with Extension Agents and/or Fairboard and may be assigned extra fair duties such as trash pickup.
- a) **Adult Fair Code of Ethics:** The following statements from the Kansas 4-H Volunteer Code of Ethics represents the expectations that all volunteers, parents, adult spectators and paid staff are expected to observe while working with and around youth participating in the county fairs of the River Valley Extension District.
    - Work within the 4-H program. As a 4-H volunteer, I am accountable to the local club, the appropriate Extension Unit, the Kansas 4-H Youth Development Program, K-State Research and Extension, and Kansas State University for my actions.
    - Work as a "team player" for the good of the 4-H program. I will work cooperatively with youth, other volunteers and extension staff and treat them with respect.
    - Honor my volunteer commitment.
    - Keep records, distribute materials and support the 4-H system.
    - Follow established guidelines for keeping financial records and handling 4-H funds.
    - I will participate in meetings, self-study, or other training programs which will help me work more effectively with young people and adults.

- Make all reasonable efforts to assure equal access to participation for all youth and adults. Kansas State University is an Affirmative Action/Equal Opportunity employer committed to non-discrimination on the basis of race, sex, national origin, disability, religion, age, sexual orientation, or other non-merit reasons.
  - Provide a safe environment. I will not harm youth or adults in any way, whether through sexual harassment, physical force, verbal or mental abuse, neglect, or other harmful experiences.
  - Not use alcohol or any illegal substances (or be under its influences) while working with or being responsible for youth, or allow youth to do so while under my supervision.
  - Operate machinery, vehicles, and other equipment in a safe and responsible manner. When operating a motor vehicle, I will have a valid driver's license and the legally required insurance coverage.
  - Role-model the character traits of trustworthiness, respect, responsibility, fairness, caring and citizenship.
  - Promote and practice the responsible and ethical stewardship of livestock and/or companion animal projects.
  - Obey the laws of the locality, state and nation and K-State Research and Extension and 4-H Youth Development policies and guidelines.
  - Use technology and social media in safe and appropriate ways for the enhancement and promotion of the 4-H Youth Development program.
- b) **Youth Fair Code of Conduct:** As a participant in the county fairs in the River Valley Extension District, youth have the responsibility of representing Kansas 4-H and FFA to the public. While participating in fair events, youth are expected to conduct themselves in a manner that will bring honor to you, your family, and 4-H/FFA. To do that, youth must:
- Conduct yourself and your project work in a manner that is trustworthy, respectful, responsible, fair, caring and in good citizenship.
  - Be responsible for your actions by following the rules and being accountable. This includes being in assigned program locations/sessions, abiding by deadlines, times and housing arrangements. If you are unable to participate or need assistance, notify those in charge of the event/program.
  - Treat yourself, other people, animals, and property with respect, using good manners, dressing appropriately, and by not using profanity. You will be personally responsible for any damage caused as a result of your behavior. Know that the use of tobacco, alcohol, and non-prescription drugs by youth is illegal.
  - Demonstrate caring for people other than yourself. Know that harassment of any type is illegal and prohibited at all 4-H events.
  - Be a good citizen by participating fully, and helping those around you have positive experiences.

### **SECTION C – K-State Research and Extension, River Valley District #4**

#### **Statement on Workplace Violence**

The safety and security of River Valley Extension District employees, volunteers, and customers are very important. Threats, threatening behavior, acts of violence or any related conduct which disrupts another's work performance or the District's ability to execute the mission of the organization will not be tolerated.

The River Valley Extension District is committed to maintaining a safe, supportive, civil, and productive work environment that treats everyone involved with respect and dignity. It is a violation of this policy for employees or other individuals to engage in acts or threats of violence against persons or property, including acts of intimidation, harassment, or other inappropriate behavior that causes fear for personal safety and/or disruption in the workplace or at any District sponsored or supported event.

Violent or disruptive behavior will not be tolerated and all reports of incidents will be taken very seriously and dealt with appropriately. Individuals who create a hostile work environment may be removed from settings and prohibited from returning.

#### **SECTION D – USE OF COPYRIGHTED MATERIALS**

4-H exhibitors (individual or group) should avoid using copyrighted materials whenever possible by originating his/her own work. A 4-H/FFA member or group should use with caution a copyrighted and/or trademarked product or service (a brand name, label or product). The intent of using the copyright or trademark materials for educational purposes such as an exhibit, educational poster/display or public presentation is acceptable under the "Fair Use" (legal use) provision. "Fair use" is a provision of the current copyright law that allows reproduction without payment or permission of limited portions of a copyrighted work for educational and other public interest purposes.

Regardless of the "Fair Use" provision, the inference that a specific name brand product is good or bad inherently or through comparison must be done cautiously, using acceptable research/comparison methods and have a disclaimer that the conclusions are those of the participant and not those of K-State Research and Extension. A copyright and trademark are legal methods used by writers, artists, corporations and others to protect their original work. Protected items may range from books to music, logos to computer graphics. Copyrighted and/or trademarked materials used in banners, displays, demonstrations, posters or other activities for endorsement or promotion instead of educational purposes will be disqualified and will not be displayed or receive ribbons or premium. The use and inclusion of specific brand names for educational purposes does not imply endorsement or refusal by the Department of 4-H Youth Development, Kansas State University Agriculture Experiment Station and Cooperative Extension Service or the State of Kansas.

#### **SECTION E - STATE FAIR & KS JR. LIVESTOCK SHOW ENTRIES**

1. Starred (\*) classes may be exhibited at the State Fair if the exhibitor is of age and receives a qualifying ribbon.
2. 4-H members 9 years of age or older by January 1 of the current year and FFA members with properly nominated livestock or qualifying ribbon exhibits at the county fair are eligible for State Fair competition.
3. Pre-entry for all State Fair exhibits, except livestock, is required by August 1 (or the Monday following the end the local fair, whichever is earlier) to your local River Valley District Office.
4. All members wishing to enter livestock exhibits in the Kansas State Fair (KSF) and/or the Kansas Junior Livestock Show (KJLS) must meet all tagging, nomination, declaration, and entry deadlines as required by these events. Contact any River Valley District office, check the River Valley 4-H web page, or contact the River Valley Livestock Agent for specific procedures for entering livestock in the KSF or KJLS.
5. All members wishing to participate in Horse at the Kansas State Fair (KSF) must receive a qualifying ribbon at the North Central Kansas District Horse Show. Contact any River Valley District office, check the River Valley 4-H web page, or contact the River Valley Livestock Agent for information regarding the North Central Kansas District Horse Show.

#### **SECTION F – AWARDS**

Exhibits in all classes will be placed by the judges in blue, red and white ribbon groups. Superior exhibits will receive purple ribbons and State Fair stickers when appropriate. Money prizes will be awarded according to the prize schedule determined by each local fair board in River Valley Extension District. Exhibits must be awarded a blue ribbon in animal projects and purple ribbon in all other projects to be eligible for Champion, Reserve Champion, Grand Champion, and Reserve Grand Champion consideration.

### **Cloud County Fair Livestock Sale Rules**

1. Only Market Sheep, Market Swine, Market Beef, or Market Goats officially listed on our county records as 4-H or FFA projects and exhibited at the Cloud County Fair may be sold.
2. Livestock must be exhibited at the Cloud County Fair in order to be eligible to be sold at base bid.
3. Only pictures of the Champions and Reserve Champions and their buyers will be released for publicity.
4. No member may sell more than one animal at auction. Minimum weight for animals at auction are:
  - Market Sheep – 100 lbs.
  - Market Swine – 220 lbs.
  - Market Beef – 1000 lbs.
  - Market Goats – 50 lbs.



5. Exhibitors shall present animals in a respectable condition.
6. **Minimum Participation Requirement to participate in the Project Auction:**
  - a. **4-H Members:** 4-H members must be enrolled members in a 4-H club in the county where they are showing and selling. The following three requirements must all be completed during the current 4-H year (October 1 of previous year – June 30 of current year). Each 4-H member is responsible for completing his or her form and returning it to their Club Leader by July 1<sup>st</sup> for approval to be eligible to participate in their County 4-H Livestock Premium Sale or Project Auction. 4-H Club Leaders will provide a list of non-eligible 4-H'ers to the Livestock Sale Committee by turning it in to the local Extension Office as soon as possible after the July 1 deadline but no later than July 10<sup>th</sup>.
    1. Members must attend a "minimum" of three (3) 4-H Club meetings (this does NOT include: Project Meetings, 4-H Council Meetings, Jr. Leader or Ambassador Meetings)
    2. Complete Youth for the Quality Care of Animals (YQCA) training
    3. Participate in three (3) approved activities as outlined on the River Valley Extension District Fair Livestock Premium Sale/Project Auction Requirements form.
  - b. **FFA members:** FFA members must be bona-fide, dues paid, active members in an FFA Chapter located in the county where they are showing and selling. The following three requirements must all be completed during the current FFA year (September 1 of previous year – June 30 of current year). Each FFA Member is responsible for completing his or her Form, having it signed by their FFA instructor, and returning it to the Livestock Sale Committee by turning it in to the local Extension Office by the July 1 deadline. FFA advisors will verify FFA membership and participation in the auction prior to the county fair.
    1. FFA members must attend a "minimum" of three (3) Chapter meetings
    2. Complete Youth for the Quality Care of Animals (YQCA) training
    3. Participate in three (3) approved activities as outlined on the River Valley Extension District Fair Livestock Premium Sale/Project Auction Requirements form.
7. In case a 4-H or FFA member cannot be present at the sale, another 4-H or FFA member may sell his/her animal for exhibitor.
8. Following the receipt of all funds from all buyers to the bank, all checks for all animals will be mailed to Exhibitors by the sale clerk following the sale. Any questions shall be directed to the sale committee.
9. The sale order for auction will be: Beef, Goats, Sheep and Swine. White ribbon animals will be sold first, followed by red ribbon animals, followed by blue ribbon animals. In case of two same ribbon placings, the lighter weight animal will be sold first. All Reserve Champion and Grand Champion animals will be sold at the end of their species.
10. The sale will start promptly at **10:00 a.m., Saturday, July 28, 2018.**
11. s must turn in a **Livestock Sale Release Form** as soon as possible after their species show **OR before 9:00 a.m. on Friday to the DROP BOX LOCATED in the Sheep, Goat and Swine Barn** or the animal will **NOT** be included in Auction. **No one will contact you so it is up to you to turn the form in!**
12. For additional livestock to be sold at base bid, livestock must be exhibited at the current Cloud County Fair. Extra market animals to be sold at the floor price must also be listed on the Livestock Sale Release Form, stating ear tag number, weight of animals to be sold, and signature of the seller. This form **MUST** be turned in by 9:00 a.m. on Friday to the Drop Box in order to be sold at floor bid. Once the form is turned in, it is understood that the animal listed will be sold and the exhibitor shall not withdraw the animal. Livestock exhibited in breeding classes must be weighed at time of official check-in in order to be sold at base bid.
13. Floor price on animals will be set prior to Auction by Sale Committee. This is the cash price.
14. Entry weight will be official weight.
15. Bidding will be on dollar per head premium.
16. A \$15 per head commission fee will be charged on all animals in the Auction and those sold at floor bid. This commission fee will be kept in a separate account with the Sale Clerk. The commission fee will be used for sale promotion, buyer plates, no-fund checks, and other expenses approved by the Cloud County Fair Livestock Sale Committee for Sheep, Goats, Swine and Beef. This includes a \$2 fee assessed for potential death losses between check-out and delivery to the floor buyer or premium buyer. All beef will have an additional \$1/head, Sheep \$.30, and Swine .004 of total market value withheld for mandatory check-off programs. "Extra" animals will be sold at floor price.
17. If an animal is sold in the sale, and the premium buyer elects to keep the animal, then the animal sold in the ring will go to the premium buyer. However, if the buyer does not want to pay the floor price to keep the animal, then the 4-H or FFA member will have the option to retain the animal OR send to the floor buyers. (Please note that any market animals sold in the Premium Livestock Sale CANNOT be shown as a market animal in any other 4-H/FFA show.)
18. The transfer of ownership of animals will occur at check-out. Exhibitors are responsible for animals until ownership is transferred at check-out.
19. Livestock Exhibitors must check animals out with the Superintendents at the end of the Fair. Exhibitors are asked to help Buyer load animals during check-out.
20. All grievances of these rules must be directed in writing and presented no later than 10:00 a.m. on sale day to the Cloud County Sale Committee.

#### **4-H & FFA LIVESTOCK JUDGING CONTEST**

1. The contest and workshop is open to any River Valley District 4-H and FFA youth. Youth may participate in any or all of the River Valley District livestock judging contest(s).
2. No pre-entry is required.
3. There will be five divisions:
  - a. **Novice Division:** Age 6 and under. No reasons will be given in this division. (The judging committee may assign helpers for the novice division)
  - b. **Junior Division:** Age 7-9 by January 1 of current year
  - c. **Intermediate Division:** Age 10-13 by January 1 of current year
  - d. **Senior Division:** Age 14-18 by January 1 of current year
  - e. **Adult Division:** 19 and older (judging classes only, no oral reasons)
4. Novice & Junior divisions will have five questions to answer. Oral reasons may be given but will not count toward their overall score. Intermediate and Senior Division judges will be required to present oral reasons. The number of reasons required will be at the committee discretion for each county fair.
5. Other than the novice division, contestants are to receive no assistance during the contest from anyone.
6. Special awards will be presented to the top individuals. All Novice division judges will receive a small award for completing the workshop.

#### **4-H & FFA LIVESTOCK RULES**

1. **All animals must comply with rules listed under General County Fair Livestock Rules and Livestock Health Requirements.**
2. **See General Fair Rules and Regulations and the 4-H/FFA General Rules.**
3. An exhibit not presented promptly at the scheduled judging time will be ruled out and barred from competition in the class. No complaint or protest on the grounds that the judge overlooked the exhibit will be considered.
4. Exhibitors of livestock are requested to decorate their quarters as tastefully as possible, and must keep the part of the building occupied by them neat and attractive.
5. Exhibitors shall not enter the show ring to practice with their animal while another exhibitor is practicing with an animal of another species.
6. No dogs, with the exception of service dogs, allowed in the livestock barns at any time.
7. **NO SMOKING IN LIVESTOCK BARNs.**
8. Warning: Under Kansas law, there is no liability for an injury to or the death of a participant in domestic animal activities resulting from the inherent risk or domestic animal activities. You are assuming the risk of participating in this domestic animal activity. K.S.A. 60-4001 through 60-4004.
9. Animals need to be tagged and weighed at a spring weigh-in to be eligible to show. Spring weigh-in determines the breed of that exhibit. The superintendent has final say if the animal does not match the characteristics for that breed.
10. Market animals must be individually owned by the exhibitor and identified by an official Kansas 4-H tag. In addition goats and sheep must have a USDA Premise Identification tag. (See Livestock Health Requirements.)
11. Any lost tags should be reported to the extension office prior to the fair to make the arrangements for a replacement tag. Animals arriving at the fair without a tag may be disqualified at the discretion of the superintendents, agents and fairboard.
12. All livestock entries must be pre-entered by date designated by local River Valley District Office. This includes having a Breeding Animal Form on file at your local River Valley District Office for breeding beef, sheep, goats and swine. Any late pre-entries will **not** be eligible for Grand or Reserve Grand Champion awards.

13. All livestock entries will be stalled by clubs/chapters. Pens and stalls will be assigned and marked prior to the fair. Livestock must be stalled where designated by the superintendent of that division.
14. Fairboard reserves the right to limit the number of animals that may be exhibited per exhibitor if barn space is limited. The fairboard's decision may be made after pre-entries are received.
15. Ethical treatment of animals and sportsmanship are the responsibility of all exhibitors, parents, leaders, and all involved. All animals will be handled in a humane manner in accordance with accepted animal husbandry practices. Physical abuse of any animal will not be tolerated and will be grounds for disqualification. Only soft muzzles will be allowed on sheep and goats in the pen or stall only. Hard muzzles are not allowed.
16. Administration of drench by way of drench gun, pumping or tubing is allowed in the pen area only and only if deemed necessary for the welfare of the animal and conducted with the direct recommendation and supervision of a licensed veterinarian.
17. The steer and heifer show will be a no fit show, "Blow and Show". "No Fit," is defined as using no adhesive, glue, paint or powder products. Nothing stiff or sticky. Must be able to run a comb thru the hair. Any product used must be water soluble. If the product doesn't fit within these guidelines, then don't use it. The use of twinning hair and/or dyeing the animals coat to change the natural integrity is prohibited.
18. Each exhibitor must care for and groom his or her own animal during the fair and may use only the assistance of an immediate family member (mother, father, step parent, legal guardian, brother, or sister) or another 4-H or FFA member from the respective county fair who is also an exhibitor at this year's county fair. Forfeiture of premiums and exclusion from the premium sale will result from infractions of this rule.
19. 4-H or FFA members must provide suitable means of care for their animals at all times during the fair. This includes cleaning and care of the stalls/exhibit area. Stalls and pens must be clean at check-out time. Failure to do this task will result in forfeiture of ribbon premium money. Check with the specie superintendent for the approved bedding for the particular specie.
20. Each exhibitor must show his or her own animal without assistance, notwithstanding special circumstances. If the exhibitor has more than one entry in a class or in the Champion Drive, is unable to show due to sickness or injury, or has other superintendent approved reasons, another 4-H or FFA member of that county may show the animal, with prior approval by the superintendent of the division. Infractions of this rule will result in forfeiture of award for this animal in this class.
21. Exhibitors must own the animals they show. Ownership is established for breeding animals at the time of pre-entry via the Breeding Animal Registration Form and for market animals at spring tagging. Market animals that are family nominated must declare exhibitors before the animal enters the scale at fair weigh-in. To be eligible for showmanship, the exhibitor must show the animal in a market or breeding class.
22. In order to be eligible to show, animals must be individually owned or leased by the 4-H or FFA member. However, breeding animals may be co-owned or co-registered by one or more 4-H/FFA members of the same family but only one owner/member may enter and exhibit that animal in the fair.
23. Animals involved in a leasing program need to have lease papers on file by designated times.
24. Superintendent will have discretion to break classes. There will be no minimum number of animals per class to be judged by breed. All breeds not designated in the classes and or breed listing will be shown as AOB.
25. Rate of Gain awards will be available in all market species, except swine, if animal was weighed at the official River Valley District weighing date and on the scale used that date.
26. Any animal entered in the fair may be used for Livestock Judging Contest.
27. No animal may be shown in more than one class. The exception is an animal shown in a class that evaluates the animal may also be used for showmanship and may be shown as part of a club flock/herd. This includes open class entries.
28. Feeding and watering is allowed in designated areas only. Specie superintendents will instruct youth on these locations.
29. Any animal deemed dangerous by superintendent, agent, or fair board, will be expelled from the fairgrounds by the division superintendent.
30. Tranquilizers are NOT allowed.
31. Exhibitors, their parents, leaders, and other adults have a serious responsibility to use animal *health aids (drugs), growth promotants, and any other approved materials with great care, only when needed, and in correct amounts.* Approved withdrawal times must be followed to assure that consumers receive wholesome food. Withdrawal times should be observed and followed.
32. **Youth for the Quality Care of Animals (YQCA):** Training will be **required** for any 4-H/FFA member that wishes to sell swine, sheep, goat or beef at the county fair either through the premium auction or by private treaty. The training must be taken every year and will be offered as a one session class in each of the four River Valley Extension District counties. Training times and locations will be in the 4-H Newsletter, the River Valley Extension District web page, and on the River Valley Extension District 4-H Facebook page. Parents are strongly encouraged to attend with the 4-H/FFA member. Although this training is required only for selling of animals at the fair, it is highly recommended for all livestock project members for its educational value in teaching the production of safe and wholesome products for the food chain.
33. All River Valley 4-H and FFA livestock must have a health inspection prior to exhibiting at the county fair according to the State of Kansas Animal Health Requirements (see above) and local fairboard requirements. These inspections may consist of current health papers completed by a licensed veterinarian or inspection by a licensed veterinarian prior to unloading/weigh-in at the fair. Poultry with a valid test must present appropriate paper work and have a permanent leg band in place. Check your county pre-fair newsletters for the requirement for your specific county fair.
34. In the event of conflict of General and Specific rules, the latter rule will govern. See grievance committee guidelines under the 4-H & FFA General Rules. Their decision is final.

#### 4-H HERDSMEN AWARD

1. Open to 4-H clubs and FFA chapters showing beef, bucket calf, dairy, goats, horses, sheep, swine, rabbits, or poultry at the fair. No pre-entry required.
2. The contest is designed to encourage clubs and chapters to keep their livestock displays at the fair in a neat, presentable manner.
3. The purpose is to maintain an attractive livestock exhibit.
4. Species will be judged on a daily basis each day of the fair.
5. Scores will be posted each day following judging.
6. An overall champion will be selected from those groups that exhibit at least four different species based on total points earned.
7. Winners will be announced before the livestock sale begins.
8. Herdsmanship Awards will be determined and presented at the local level. Plaque provided by Farm Management Services, Inc.
9. The herdsmanship scorecard is as follows:

#### POINTS

a.	CLEANLINESS OF ALLEY AND STALLS OR PENS.....	50
	i. Bedding adequate, bright, dry, clean and in place	
	ii. Manure hauled out and deposited in designated areas	
	iii. Alleys swept clean	
	iv. Feed Boxes in front of animals ONLY at feeding time	
	v. Watering points and drains kept clean	
b.	ARRANGEMENT OF EXHIBITS.....	15
	i. Exhibits lined up in attractive manner	
	ii. Hay and Straw neat and orderly	
	iii. Feed Boxes and Gear in area provided, no walkway obstructions	
	iv. Stall decorated by club or fair theme	
c.	APPEARANCE OF ANIMALS.....	25
	i. Animals clean and brushed	
	ii. Animals securely tied or penned	

- d. STALL CARDS.....10
  - i. Readable from alley
  - ii. Neatly arranged
  - iii. Clean and Complete

**Division 1:4-H & FFA BEEF**

Exhibit Check In: Wednesday, July 25, 2018      9:30 a.m. - 11:30 a.m.  
 Judging: Thursday, July 26, 2018                      6:30 p.m.

1. **Read 4-H & FFA General Rules, Livestock Health Requirements, and 4-H & FFA Livestock Rules.**
2. All animals from all youth must be owned by weigh-in/tagging time for market and by pre-entry time for breeding beef.
3. Superintendent will have discretion to break classes. There will be no minimum number of animals per class to be judged by breed. All breeds not designated in the classes and or breed listing will be shown as AOB. Classes may be broken on weight or breed at the superintendent discretion. Animal must exhibit breed characteristics and the final determination will be made by the RVED Extension designee and the superintendent.
4. The steer and heifer show will be a no fit show, "Blow and Show". "No Fit," is defined as using no adhesive, glue, paint or powder products. Nothing stiff or sticky may be used. Judge must be able to run a comb through the hair. Any product used must be water soluble. The use of twining hair and/or dyeing the animals coat to change the natural integrity is prohibited. If the product doesn't fit within these guidelines, then don't use it.
5. Each exhibitor must care for and groom his or her own animal during the fair and may use only the assistance of an immediate family member (mother, father, step parent, legal guardian, brother, or sister) or another 4-H or FFA member from the respective county fair who is also an exhibitor at this year's county fair.
6. Forfeiture of premiums and exclusion from the premium sale may result from infractions of these rules.
7. A neck rope is required on all animals tied in the stalls/exhibit area.
8. Contact the River Valley District Livestock Agent, 4-H Agent, or any RVED office for State Fair and Kansas Junior Livestock Show nomination requirements, entry information, and deadlines.
9. **Market Beef**
  - a. All market beef must be tagged with an official Kansas 4-H electronic identification ear tag and must have been tagged and weighed at a spring weigh-in time to be eligible to show. Livestock agent should be contacted if a tag is lost and arrangements for a replacement tag must be made prior to coming to the fair. Animals brought to fair without a tag and with no prior arrangements for a replacement may be deemed ineligible by the livestock agent and superintendent.
  - b. Spring weigh-in times serve as the official start of the rate of gain measure. All market beef will be weighed at the time of fair check-in to establish a show weight, final rate-of-gain weight, and sale weight. There will be NO weigh back.
  - c. Market beef animals should weigh a minimum of 1000 pounds. Animals weighing 999 pounds and less will be placed in the feeder calf division to be shown at the beginning of the market beef classes. Feeder calves are not eligible to show for Grand or Reserve Grand Champion or sell in the auction.
  - d. Market classes will be divided by weight or breed at the discretion of the specie superintendent.
  - e. Market heifers will not be broken by breeds. Market heifers that do not make weight may be switched to breeding beef at fair weigh-in. In this case the youth has met identification requirements and does not need to have submitted a River Valley Breeding Animal Registration form.
  - f. All market beef animals should have been born after January 1st of prior year.
  - g. Class or Breed Champion Market Steers and Market Heifers (meeting 1000 pound weight requirement) will compete for Grand Champion Market Beef.
10. **Breeding Beef**
  - a. Registered and Commercial breeding heifers must have a River Valley Breeding Animal Registration Form on file at the local Extension office by date set by River Valley Extension District. Registration forms are not required for RVED county fairs. Breed must be designated on the River Valley Breeding Animal Registration Form.
  - b. Heifers may be co-owned and co-registered by two or more 4-H/FFA members of the same family.
  - c. Heifers may be pregnant at the time of show.
  - d. Breeding heifers will be divided by breed and by age within each breed division.
  - e. Heifer classes will be divided according to breed as follows: Angus, Red Angus, Charolais, Hereford, Shorthorn, Simmental, Gelbvieh, Chianina, Limousin, Maine Anjou, AOB, Commercial, Miniatures. (Other breed classes may be made at the superintendent and agent discretion if numbers warrant.)
  - f. Cows exhibiting as a cow-calf pair can be any age and may have been shown in previous years as a breeding heifer or as a cow-calf pair.
11. **Beef Showmanship:** This contest is open to any 4-H/FFA member exhibiting in market or breeding beef. 2<sup>nd</sup> year bucket calf and bucket calf exhibitors are not eligible. Exhibitors must own the animals they show. Age will be determined by January 1<sup>st</sup> of current year. Classes may be divided at the discretion of the superintendent and RVED agent to allow for room in the show ring. The judge will have discretion as to whether to ask the 4-H/FFA members questions during showmanship. The animal used in showmanship must also be exhibited in a breeding or market class by the 4-H or FFA member. Top showman from Intermediate and Senior classes will be eligible for the Round Robin competition.
12. **Beef Rate of Gain:** This contest is open to all market animals that were weighed in at an official spring weigh-in. No premium will be offered. Winners will receive a trophy.
13. **Beef Club Herd:** Five animals from the same 4-H Club or FFA Chapter with 3 or more different owners can create a club herd. Only market steers and market heifers are eligible for this class. Pre-entry is not required. Premium money goes to the 4-H Club.

**Section A – Showmanship**

- Class 0101 Senior Beef Showmanship (4-H age 14-18)
- Class 0102 Intermediate Beef Showmanship (4-H age 10-13)
- Class 0103 Junior Beef Showmanship (4-H age 7-9)

**Section B – Market Beef**

- Class 0104 Feeder Calf
- Class 0105 Market Heifers
- Class 0106 Angus steers
- Class 0107 Red Angus steers
- Class 0108 Charolais steers
- Class 0109 Chianina steers
- Class 0110 Dairy Beef steers
- Class 0111 Gelbvieh steers
- Class 0112 Hereford steers
- Class 0113 Limousin steers
- Class 0114 Maine Anjou steers
- Class 0115 Miniature steers (all breeds)
- Class 0116 Shorthorn steers
- Class 0117 Simmental steers
- Class 0118 AOB Steers
- Class 0119 Crossbred Steers
- Class 0120 Beef Club Herd (No pre-entry required)

### Section C – Breeding Beef

Class 0121	Junior Heifer Calves born after January 1st of current year
Class 0122	Senior Heifer Calves born between September 1st and December 31st of prior year
Class 0123	Summer yearling heifer born between May 1st and August 31st of prior year
Class 0124	Junior yearling heifer born between January 1st and April 30th of prior year
Class 0125	Senior Yearling Heifer born between September 1st and December 31st of two years prior
Class 0126	Cow-calf pair. Cow carried as a 4-H or FFA project and her calf, both shown at halter. Calves born after January 1 of current year
Class 0127	Cow-calf pair. Cow carried as a 4-H or FFA project and her calf, both shown at halter. Calves born between September 1 <sup>st</sup> and December 31 <sup>st</sup> of prior year

### Division 2: 4-H BUCKET CALF

Exhibit Check In: Wednesday, July 25, 2018 9:30 a.m. – 11:30 a.m.

Judging: Before Beef Show

1. **Read 4-H & FFA General Rules, Livestock Health Requirements, and 4-H & FFA Livestock Rules.**
2. 4-H members may exhibit in both bucket calf and second-year bucket calf classes. However, it is the intent of the bucket calf project to be an entry level class so youth are discouraged to show a market steer within the same year.
3. **Bucket Calf**
  - a. Calves must be born between Jan 1 and April 30 of the current year.
  - b. You must own the animal you exhibit by May 1 of the current year.
4. **Second Year Bucket Calf**
  - a. Calves previously tagged and shown by the 4-H member as a 4-H or open class bucket calf may be shown as a second year bucket calf with no additional tagging or weigh-in requirements.
  - b. Calves previously tagged and shown by the 4-H member as a 4-H or open class bucket calf may be shown as a market steer/heifer with the appropriate tagging, ownership, and weigh in requirements. The exhibitor must choose this option at the scale at fair weigh-in.
  - c. Calves previously tagged and shown by the 4-H member as a 4-H or open class bucket calf may be shown as a breeding heifer with the submission of the appropriate breeding animal entry form.
  - d. 4-H members may be 13 years-of-age by 4-H age when exhibiting second year bucket calves.
5. Bucket Calves and 2<sup>nd</sup> Year Bucket Calves must be tagged, pre-entered, and the 4-H Bucket Calf Identification Form must be submitted to the local River Valley District Office by the pre-entry deadline.
6. Judging will be based on 50% consultation interview and 50% ring showmanship.
7. Interviews for Bucket Calf and 2<sup>nd</sup> Year Bucket Calf will take place prior to the showmanship at a location designated by the superintendent. It will be optional for the member to have the bucket calf at the interviews at the superintendent's discretion based upon facility, temperature, time, etc. Members will be notified prior to the show. Participants must bring the "Bucket Calf Record for County Fair Interview" with them to the interview. A list of potential interview questions and coloring activity for parts of the calf can be obtained from the extension office for review.
8. Bucket calves and 2<sup>nd</sup> Year Bucket Calves will be judged by consultation interview using these guidelines:
  - a. What the 4-H'er learned about caring for and raising the calf
  - b. The general knowledge of the 4-H'er in health-related areas
  - c. Completion of the record sheet to the best of the member's ability
9. Bucket calves also will be judged in the show ring for showmanship. Fitting and showing will be according to either beef or dairy guidelines, with emphasis on how much the 4-H'er learned and can do without help. However, parental guidance is encouraged.
10. No show sticks will be allowed in the bucket calf show. Show halters are optional but encouraged for safety reasons to provide better control of the animal.
11. Champion and reserve will be selected in each age division of Bucket Calf. Second year bucket calves, both heifers and steers, will compete against each other in the ring for an overall second year bucket calf award.
12. Bucket calf and 2<sup>nd</sup> Year Bucket Calf are not a part of the round robin showmanship competition and are not eligible for the livestock premium auction.

### Section A – Bucket Calf

Class 0201	Junior Division (4-H age 7-9)
Class 0202	Intermediate Division (4-H age 10-12)

### Section B – 2<sup>nd</sup> Year Bucket Calf

Class 0203	2 <sup>nd</sup> Year Bucket Calf
------------	----------------------------------

### Division 3: 4-H & FFA DAIRY CATTLE

Exhibit Check In: Wednesday, July 25, 2018 9:30 a.m. – 11:30 a.m.

Judging: Thursday, July 26, 2018 6:30 p.m.

1. **Read 4-H & FFA General Rules, Livestock Health Requirements, and 4-H & FFA Livestock Rules.**
2. Only dairy cows in lactation may be brought in and taken home on show day. Dry cows and cows in production will be shown separately.
3. All grade or leased animals must have a completed "4-H Grade Dairy Cattle or Leasing Identification Form" on file at the Extension office for each animal by June 15<sup>th</sup> per Kansas 4-H rules and regulation.
4. All registered animals must have registration papers on file at the Extension Office for each animal by June 15<sup>th</sup>.
5. Superintendent will have discretion to break classes. There will be no minimum number of animals per class to be judged by breed. Breeds recognized will be: Ayrshire, Brown Swiss, Guernsey, Holstein, Jersey, Milking Shorthorn. Breed winners will be shown together for champion.
6. Dairy Steers must meet all the requirements of Market Beef. They will show during beef show.
7. Showmanship: This contest is open to any 4-H/FFA member exhibiting in dairy classes. Classes may be divided at the discretion of the Superintendent to allow for room in the show ring. Exhibitors must own the animals they show, except in the case of a leased project and the member must show the animal in a class that judges the animal, in order to show it in showmanship. Exhibitor age will be determined by January 1<sup>st</sup> of current year. The judge will have discretion as to whether to ask the 4-H/FFA members questions during showmanship.
  - a. Top showman from Intermediate and Senior class will be eligible for the Round Robin competition.

### Section A – Dairy Showmanship

Class 0301	Senior Dairy Showmanship (4-H age 14-18)
Class 0302	Intermediate Dairy Showmanship (4-H age 10-13)
Class 0303	Junior Dairy Showmanship (4-H age 7-9)

### Section B – Dairy Females

*Class 0304	Junior Calf, born March 1 to fair pre-entry time of current year
*Class 0305	Intermediate Calf, born December 1 of prior year to February 28 of current year
*Class 0306	Senior Calf, born September 1 to November 30 of prior year
*Class 0307	Junior Yearling Heifer, born March 1 to August 31 of prior year
*Class 0308	Senior Yearling Heifer, born September 1 two years prior to February 28 of prior year
*Class 0309	Unfreshened Heifer

- \*Class 0310 Cows, 2-year olds, born between September 1 three years prior and August 31 two years prior.
- \*Class 0311 Cows, 3 and 4-year olds, September 2 five years prior and August 31 three years prior
- \*Class 0312 Aged Cows, born prior to September 1 five years prior
- \*Class 0313 Dry Cow, Any Age
- Class 0314 Best Udder
- Class 0315 Club Herd of five animals from the same 4-H Club or FFA Chapter with three or more exhibitors

### Division 4: 4-H & FFA GOATS – DAIRY GOATS

Exhibit Check In: Wednesday, July 25 9:30 a.m. – 11:30 a.m.

Judging: Thursday, July 26, 2018 11:00 a.m.

1. **Read 4-H & FFA General Rules, Livestock Health Requirements, and 4-H & FFA Livestock Rules.**
2. Dairy Goats should be individually owned by the exhibitor and identified by an official Kansas 4-H tag, a farm id tag, and/or tattoo. All goats must be identified with a registered tattoo or an official USDA premise ID tag (scrapie tag). Goats identified with registration tattoos must have legible tattoos and registration papers for these animals available for inspection.
3. Only dairy goats in lactation may be brought in and taken home on show day. Dry goats and goats in production will be shown separately.
4. Animals must have a RVED Breeding Animal Registration Form on file with local Extension Office by date set by local River Valley District Office.
5. All breeding doe dairy type breeds, and their crosses, will be shown together, with classes broken by age. In determining the age class in which the animal is to be shown, the cutoff date will be July 1st of current year.
6. Dairy Goat Club Herd: Five animals from the same 4-H Club or FFA Chapter with three or more different owners. Clubs do NOT need to pre-enter for this class. Premium money goes to the 4-H Club.
7. Showmanship: This contest is open to any 4-H/FFA member exhibiting in market or breeding Dairy Goat classes. Classes may be divided at the discretion of the Superintendent, to allow for room in the show ring. Exhibitors must own and exhibit the animal they show and the animal must be shown in a class that judges it on merit to be eligible to be used in showmanship. Exhibitor age will be determined by January 1st of current year. The judge will have discretion as to whether to ask the 4-H/FFA members questions during showmanship.

#### Section A – Showmanship

- Class 0401 Senior Dairy Goat Showmanship (4-H age 14-18)
- Class 0402 Intermediate Dairy Goat Showmanship (4-H age 10-13)
- Class 0403 Junior Dairy Goat Showmanship (4-H age 7-9)

#### Section B – Dairy Goat Females

- \*Class 0404 Junior Doe, under 6 months
- \*Class 0405 Intermediate Junior Doe, 6 months - under 12 months (not in milk and not previously freshened)
- \*Class 0406 Yearling Doe, 12-24 months (not in milk and not previously freshened)
- \*Class 0407 Senior Doe, up to 24 months (in milk or previously freshened)
- \*Class 0408 Aged Doe, 24 months and older (in milk or previously freshened)
- Class 0409 Dairy Goat Club herd (no pre-entry required)

### Division 5: 4-H & FFA GOATS – MEAT GOATS

Exhibit Check In: Wednesday, July 25, 2018 9:30 a.m.-11:30 a.m.

Judging: Thursday, July 26, 2018 11:00 a.m.

1. **Read 4-H & FFA General Rules, Livestock Health Requirements, and 4-H & FFA Livestock Rules.**
2. Market goats should be individually owned by the exhibitor.
3. All market goats must be tagged with an official Kansas 4-H electronic identification ear tag and weighed at a spring weigh-in time to be eligible to show and for the rate of gain contest. Livestock agent should be contacted if a tag is lost and arrangements for a replacement tag must be made prior to coming to the fair. Animals brought to fair without a tag and with no prior arrangements for a replacement may be deemed ineligible by the livestock agent and superintendent.
4. Breeding meat goats may be identified with a farm tag, a 4-H tag, and/or tattoo.
5. All goats must be identified with a registered tattoo or an official USDA premise ID tag (scrapie tag). Goats identified with registration tattoos must have legible tattoos and registration papers for these animals available for inspection.
6. Wether and doe kids will be allowed to show in the market classes.
7. All meat type breeds and their crosses will be shown together, with market classes broken by weight. Breeding doe meat type breeds and their crosses will be shown together, with classes broken by age.
8. All market goats will be weighed at the time of fair check-in to establish a show weight, final rate of gain weight, and sale weight. There will be NO weigh back.
9. Market classes will be divided by weight at the discretion of the specie superintendent.
10. Market Goats should weigh a minimum of 50 pounds. Animals weighing 49 pounds or under will be placed in the underweight class and will not be eligible to show for Grand or Reserve Grand Champion or sale in the premium auction.
11. Age: Temporary (baby) incisors must be in place and there should be no evidence of breaking of the skin or eruption of permanent incisors in market animals.
12. Dehorning is preferred. If not deemed, for safety reasons, the horns must be tipped (points cut off and sanded round) prior to arrival on the grounds. Tipping is subject to superintendent and agent approval.
13. All market goats must be "slick shorn" with an equal amount of hair above the knee and hock before arrival on the fairgrounds. A maximum of 0.4 (four tenths) inch of hair is permitted. Hair on tail switch is permitted.
14. Goats may be shown using a halter, collar, chain, or a 3mm or smaller pinch collar as allowed at state fair. (no extreme collars such as spike or training collars will be allowed. If the animal is being choked or mishandled, superintendent may require a halter or the judge may dismiss the exhibitor from the ring.
15. Meat Goat Bracing Rule: Goats must be shown with all four feet on the ground. Applying pressure to the front end of the animal, also known as bracing, will be allowed for judge's evaluation of muscle composition. Most judges recognize that a "slight" lift off the ground may occur while setting the animal. However, if the feet remain off the ground or an exhibitor uses excessive lift the judge may warn once with a verbal "all four feet on the ground". A second offense may result in disqualification from the class and dismissal from the show ring.
16. Meat Goat Rate of Gain: This contest is open to all market animals that were weighed in at an official spring weigh-in. No premium will be offered, winners receive a trophy.
17. Meat Goat Club Herd: Five animals from the same 4-H Club or FFA Chapter with three or more different owners. Clubs do NOT need to pre-enter for this class. Premium money goes to 4-H Club.
18. Showmanship: This contest is open to any 4-H/FFA member exhibiting in market or breeding Meat Goat classes. Classes may be divided at the discretion of the Superintendent, to allow for room in the show ring. Exhibitors must own and exhibit the animal they show and the animal must be shown in a class that evaluates its merits to be eligible to be used in showmanship. Exhibitor age will be determined by January 1st of current year. The judge will have discretion as to whether to ask the 4-H/FFA members questions during showmanship.
  - a. Top showman from Intermediate and Senior classes will be eligible for the Round Robin competition.

#### Section A – Showmanship

- Class 0501 Senior Meat Goat Showmanship (4-H age 14-18)

Class 0502 Intermediate Meat Goat Showmanship (4-H age 10-13)  
Class 0503 Junior Meat Goat Showmanship (4-H age 7-9)

#### Section B – Meat Goat

Class 0504 Market Goat  
Class 0505 Breeding Meat Type Doe - Under one year of age  
Class 0506 Breeding Meat Type Doe - Yearling Doe, 12-24 months  
Class 0507 Breeding Meat Type Doe - Aged Doe, over 24 months  
Class 0508 Meat Goat Club Herd (no pre-entry required)

### Division 6: 4-H & FFA HORSE & PONY

Exhibit Check In: Wednesday, July 25, 2018 9:30-11:30 a.m.

Judging: Monday, July 23, 2018

1. **Read 4-H & FFA General Rules, Livestock Health Requirements, and 4-H & FFA Livestock Rules.**
2. All River Valley District 4-H Horse Shows will follow the Kansas 4-H Horse Show Rule Book revised spring 2018, which are available at [www.bookstore.ksre.ksu.edu/pubs/S133.pdf](http://www.bookstore.ksre.ksu.edu/pubs/S133.pdf) or for purchase at any RVED office. In the absence of a rule in the fairbook, the Kansas 4-H Horse Show Rule Book rules will apply.
3. A 4-H Horse Identification Certificate and/or Lease form must be complete and on file with the local Extension Office by May 1st of current year to participate in the 4-H/FFA Horse Show.
4. The 4-H member must present a current Horse identification and Official Health Statement to the superintendent at check-in. Failure to do so will bar entry. A Veterinarian will be on the grounds to perform a health check before horses can be stalled.
5. The age of a horse is determined as of January 1 of the year it was born.
6. No exhibitor may have more than one entry per class.
7. Each 4-H/FFA member is required to keep horses at the fair to receive their premium. (Fairboards and Superintendents may reduce the number of horses required to be stalled if space does not permit for all entries. At a minimum, each exhibitor must stall at least one horse for the duration of the fair). This horse must have been shown in at least one class at the 4-H/FFA horse show. The only exception is if there is an issue with the safety and wellbeing of the animal and other arrangement have been made with superintendents/agent. Only one horse per stall.
8. NO Stallion over one year in age, will be allowed to be shown or stalled on the fairgrounds due to safety reasons
9. NO Mares with nursing foals of any age or breed, will be allowed to show, or be stalled on the fairgrounds due to safety reasons.
10. Any exhibitor found to have tampered with, used tranquilizers, entered an animal which is not eligible, unsound, or unruly may be barred from the show by the superintendents.
11. **Working Ranch Horse** – If over 20 participants in working ranch horse, then participants will complete pattern first. All red and white ribbon winners will be dismissed. Blue ribbon participants will compete in rail.
12. All contestants and family members are expected to display proper conduct and politeness at all times. Unsportsmanlike conduct will not be tolerated at any time and will result in forfeiture of all placings and qualifications earned.
13. State Fair Entries are due August 1st. To show at the State Fair, the exhibitor must pass Achievement Levels and qualify at their respective District Horse show. Contact the Extension office for more information.
14. **Dress Code:**
  - a. Long pants and a long-sleeved shirt or blouse must be worn. Pants, shirts, and blouses may vary in color. *In no instance shall "fancy" attire count over a nice, neat workmanlike appearance.*
  - b. Western boots are required in all western events.
  - c. The use of gloves, ties, spurs, and chaps shall be optional.
  - d. The use of protective headgear, in place of a hat, is encouraged in any and all classes, including judged, timed and futurity classes. If protective headgear is not worn, exhibitors **must** wear a western hat and it should stay on during the class. **Hats are optional only in timed events.** If a rider elects to wear a hat in timed events, it must stay on. If the hat is lost, a 2 second penalty will be assessed to the final time. Caps are not permitted.
  - e. The use of protective gear, in place of a hat, is the optional choice of the exhibitor and is encouraged for exhibitor safety.
  - f. English classes have their own set of standard dress.
15. **Horseless Horse:** The Horseless Horse project is intended to offer 4-H members an opportunity to learn about horses while not owning or leasing a horse. 4-H members in Horseless Horse may exhibit at the local fair with a borrowed 4-H identified horse in showmanship only. **No riding is allowed by horseless horse members.** 4-H members can enter in Class 0617 Horseless Horse Showmanship, Class 0645 Horseless Horse Knowledge, or enter a notebook, poster, or display in Division 27 Individual Project Display.
16. **Showmanship:** This contest is open to any 4-H/FFA member exhibiting a horse they own or lease in the halter class. The contest will be held after the halter classes. Classes may be divided at the discretion of the Superintendent, to allow for room in the show arena. Exhibitors must own the animals they show, except in the case of a leased project. Age of the exhibitor will be determined by January 1st of current year.
  - a. Top showman from Intermediate and Senior classes will be eligible for the Round Robin competition.

#### Section A – Halter Classes

##### ALL HORSES – FILLY or MARE

Class 0601 Halter - 1 year old Filly (yearling)  
Class 0602 Halter - 2 year old Filly  
Class 0603 Halter - 3 year old Filly  
Class 0604 Halter - 4 year old or older Mare

##### ALL HORSES – GELDING

Class 0605 Halter - 1 year old Gelding (yearling)  
Class 0606 Halter - 2 year old Gelding  
Class 0607 Halter - 3 year old Gelding  
Class 0608 Halter - 4 years old or older Gelding

##### PONIES (Horses 56 inches and under)

Class 0609 Halter - 1 year old  
Class 0610 Halter - 2 year olds and older

##### OTHER

Class 0611 Halter - Miniature Horses  
Class 0612 Halter - Mules  
Class 0613 Halter – Donkeys

#### Section B – Showmanship

Class 0614 Senior Showmanship at Halter (4-H age 14-18)  
Class 0615 Intermediate Showmanship at Halter (4-H age 10-13)

- Class 0616 Junior Showmanship at Halter (4-H age 7-9)
- Class 0617 Horseless Horse Showmanship

**Section C – Performance Classes**

- Class 0618 Two Wheeled Cart
- Class 0619 Senior Hunter Hack (4-H age 14-18)
- Class 0620 Intermediate Hunter Hack (4-H age 10-13)
- Class 0621 Junior Hunter Hack (4-H age 7-9)
- Class 0622 Senior Hunter Under Saddle (4-H age 14-18)
- Class 0623 Intermediate Hunter Under Saddle (4-H age 10-13)
- Class 0624 Junior Hunter Under Saddle (4-H age 7-9)
- Class 0625 Senior Hunt Seat Equitation (4-H age 14-18)
- Class 0626 Intermediate Hunt Seat Equitation (4-H age 10-13)
- Class 0627 Junior Hunt Seat Equitation (4-H age 7-9)
- Class 0628 Senior English Pleasure (4-H age 14-18)
- Class 0629 Intermediate English Pleasure (4-H age 10-13)
- Class 0630 Junior English Pleasure (4-H age 7-9)
- Class 0631 Senior English Equitation (4-H age 14-18)
- Class 0632 Intermediate English Equitation (4-H age 10-13)
- Class 0633 Junior English Equitation (4-H age 7-9)
- Class 0634 Senior Trail (4-H age 14-18)
- Class 0635 Intermediate Trail (4-H age 10-13)
- Class 0636 Junior Trail (4-H age 7-9)
- Class 0637 Walk and Trot (4-H age 7-10) If entered in this class, youth may not enter Western Pleasure
- Class 0641 Senior Non Stock/Pony Western Pleasure (4-H age 14-18)
- Class 0642 Intermediate Non Stock/Pony Western Pleasure (4-H age 10-13)
- Class 0643 Junior Non Stock/Pony Western Pleasure (4-H age 7-9)
- Class 0644 Senior Western Pleasure (4-H age 14-18)
- Class 0645 Intermediate Western Pleasure (4-H age 10-13)
- Class 0646 Junior Western Pleasure (4-H age 7-9)
- Class 0647 Pleasure Pairs
- Class 0648 Senior Western Horsemanship (4-H age 14-18)
- Class 0649 Intermediate Western Horsemanship (4-H age 10-13)
- Class 0650 Junior Western Horsemanship (4-H age 7-9)
- Class 0651 Horseless Horse Knowledge (Judge interviews each member on general knowledge of horse including identification parts, health, safety, feeding, care, and grooming.)
- Class 0652 Senior Reining (4-H age 14-18)
- Class 0653 Intermediate Reining (4-H age 10-13)
- Class 0654 Junior Reining (4-H age 7-9)
- Class 0655 Senior Working Ranch Horse (4-H age 14-18)
- Class 0656 Intermediate Working Ranch Horse (4-H age 10-13)
- Class 0657 Junior Working Ranch Horse (4-H age 7-9)

**Section D – Timed Events**

- Class 0658 Senior Pole Bending (4-H age 14-18)
- Class 0659 Intermediate Pole Bending (4-H age 10-13)
- Class 0660 Junior Pole Bending (4-H age 7-9)
- Class 0661 Senior Barrel Racing (4-H age 14-18)
- Class 0662 Intermediate Barrel Racing (4-H age 10-13)
- Class 0663 Junior Barrel Racing ((4-H age 7-9)
- Class 0664 Senior Flag Race (4-H age 14-18)
- Class 0665 Intermediate Flag Race (4-H age 10-13)
- Class 0666 Junior Flag Race ((4-H age 7-9)

**Division 7: 4-H & FFA POULTRY & PIGEONS**

Exhibit Check In: Wednesday, July 25, 2018 8:30 – 9:30 a.m.

Judging: Wednesday, July 25, 2018 11:00 a.m.

1. **Read 4-H & FFA General Rules, Livestock Health Requirements, and 4-H & FFA Livestock Rules.**
2. Poultry Testing will be provided by the Kansas Department of Agriculture prior to the start of all River Valley Fairs. Testing dates and locations are set by local extension office. Contact local extension office for information.
3. It is recommended that exhibitors be with their poultry and pigeon exhibits at the time that they are judged.
4. No exhibitor may pen poultry or pigeons without permission of the superintendent.
5. Pigeons:
  - a. Members may not enter more than one pigeon of the same breed per class.
  - b. All entries must be Single Pigeons.
  - c. Pigeons entered in 4-H & FFA cannot be entered in Open Class.
  - d. Young Pigeons are those born in the calendar year of the show.
  - e. Champion Pigeons will be awarded ribbons only.

**Section A – Showmanship**

- Class 0701 Senior Poultry & Pigeon Showmanship (4-H age 14-18)
- Class 0702 Intermediate Poultry & Pigeon Showmanship (4-H age 10-13)
- Class 0703 Junior Poultry & Pigeon Showmanship (4-H age 7-9)

**Section B – Poultry & Pigeons**

- \*Class 0704 Standard Breeds - Large Fowl - one young bird of either sex (hatched on or after January 1 of current year)
- \*Class 0705 Standard Breeds - Large Fowl - old bird of either sex (hatched before January 1 of current year)
- \*Class 0706 Standard Breed Bantams - young bird of either sex (hatched on or after January 1 of current year)
- \*Class 0707 Standard Breed Bantams - old bird of either sex (hatched before January 1 of current year)

- \*Class 0708 Production Pullets - Pen of 3, Standard bred, crossbred or strain cross pullets to be judged on egg production qualities.
- \*Class 0709 Production Hens - Pen of 3, Standard bred, crossbred or strain crossbred hens to be judged on egg production qualities.
- \*Class 0710 Dual purpose pullets - Pen of 3. Such as Rhode Island Reds, New Hampshire, Plymouth Rocks, etc.
- \*Class 0711 Dual Purpose hens - Pen of 3. Such as Rhode Island Reds, New Hampshire, Plymouth Rocks, etc.
- Class 0712 Meat-Type Chickens - Pen of 3, judged on meat production qualities only
- \*Class 0713 Turkeys - All breeds - one bird of either sex
- \*Class 0714 Ducks, Call or Bantam, all breeds; one bird of either sex
- \*Class 0715 Ducks - All breeds - one bird of either sex
- \*Class 0716 Geese - All breeds - one bird of either sex
- Class 0717 All others - Crossbreds - one bird of either sex
- Class 0718 Wildlife - 1 bird per exhibit
- Class 0719 Poultry eggs - Must exhibit one dozen of uniform eggs in carton per entry. Bring eggs day of judging.
- Class 0720 Standard Breed - Large Fowl Trio, one male and two females
- Class 0721 Standard Breed Bantams Trio, one male and two females
- Class 0722 Pigeons, Old Cock (Hatched before January 1 of previous year)
- Class 0723 Pigeons, Old Hen (Hatched before January 1 of previous year)
- Class 0724 Pigeons, Young Cock (Hatched on or after January 1 of current year)
- Class 0725 Pigeons, Young Hen (Hatched on or after January 1 of current year)

### Division 8: 4-H & FFA RABBITS

Exhibit Check In: Wednesday, July 25, 2018 8:30 – 9:30 a.m.

Judging: Wednesday, July 25, 2018 11:00 a.m.

1. **Read 4-H & FFA General Rules, Livestock Health Requirements, and 4-H & FFA Livestock Rules.**
2. All rabbits must be pre-entered and tattooed by pre-entry date set by local River Valley District Office to exhibit.
3. Each rabbit is to be legibly and permanently tattooed in its left ear for identification.
4. 4-H and FFA members may not enter more than two rabbits per class.
5. Breeds recognized by the American Rabbit Breeders Association may be accepted. In case of question or discrepancy, the River Valley Fairs will reference and follow ARBA "Standard of Perfection". The following age/breed guidelines will be used for judging:
  - a. **Pre-junior (under 3 months)** classes only available in the following breeds: Argente Braun, Beveren, Blanc de Hotot, Californian, Champagne D'Argent, Checkered Giant, American Chinchilla, Giant Chinchilla, Cinnamon, Creme D'Argent, New Zealand, and Palomino.
  - b. **Juniors (under 6 months). Intermediate (6-8 months)** classes only available in the following breeds: American, Giant Angora, Argente Braun, Beveren, Blanc de Hotot, Californian, Champagne D'Argent, Checkered Giant, American Chinchilla, Giant Chinchilla, Cinnamon, Crème D'Argent, Flemish Giant, English Lop, French Lop, New Zealand, Palomino, Satin and Silver Fox.
  - c. **Senior**, six months of age or over for breeds other than those listed as having Intermediate classes, eight months of age or over for breeds having Intermediate classes.
6. Exhibitors must be with their rabbits at the time that they are judged.
7. No exhibitors may pen rabbits without permission of the superintendent.

#### Section A – Showmanship

- \*Class 0801 Senior Rabbit Showmanship (4-H age 14-18)
- \*Class 0802 Intermediate Rabbit Showmanship (4-H age 10-13)
- \*Class 0803 Junior Rabbit Showmanship (4-H age 7-9)

#### Section B – Rabbit

- \*Class 0804 Senior buck, Eight months of age and over for breeds with Intermediate classes; six months and over for all other breeds.
- \*Class 0805 Senior doe. Eight months of age and over for breeds with Intermediate classes; six months and over for all other breeds.
- \*Class 0806 Intermediate buck. Only breeds listed above with Intermediate classes.
- \*Class 0807 Intermediate doe. Only breeds listed above with Intermediate classes.
- \*Class 0808 Junior buck. Under six months of age.
- \*Class 0809 Junior doe. Under six months of age.
- \*Class 0810 Pre-junior buck. Only breeds listed above with pre-juniors.
- \*Class 0811 Pre-junior doe. Only breeds listed above with pre-juniors.
- \*Class 0812 Meat Class - three rabbits, all one recognized breed and variety, (broken varieties must be same color). Minimum weight 3 ½ pounds each, maximum weight 5 ½ pounds each, and not over 70 days of age. Will be judged on their meat qualities, condition and uniformity and fur.

#### Section C – Fur Classes

- \*Class 0813 Normal White fur
- \*Class 0814 White Satin Fur
- \*Class 0815 White Rex fur
- \*Class 0816 White Wool fur
- \*Class 0817 Normal Colored fur
- \*Class 0818 Colored Satin fur
- \*Class 0819 Colored Rex fur
- \*Class 0820 Colored Wool fur

#### Section D – Cavy (Guinea Pig)

- Class 0821 Senior Boar: Over 6 months of age and over 32 ounces in weight
- Class 0822 Senior Sow: Over 6 months of age and over 32 ounces in weight
- Class 0823 Intermediate Boar: Up to 6 months of age and 22-32 ounces in weight
- Class 0824 Intermediate Sow: Up to 6 months of age and 22-32 ounces in weight
- Class 0825 Junior Boar: Up to 4 months of age and 12-22 ounces in weight
- Class 0826 Junior Sow: Up to 4 months of age and 12-22 ounces in weight

### Division 9: 4-H & FFA SHEEP

Exhibit Check In: Wednesday, July 25, 2018 9:30 a.m. – 11:30 a.m.

Judging: Wednesday, July 25, 2018 6:30 p.m.

1. **Read 4-H & FFA General Rules, Livestock Health Requirements, and 4-H & FFA Livestock Rules.**
2. All sheep must be free of clinical signs of Fungus/Sore Mouth before the check-in time. Animals found to be infected by a Veterinarian will be asked to leave the fairgrounds.
3. Market lambs will show by weight and breeding ewes by age.
4. Animals showing in a market class are not eligible to show in breeding classes and vice-versa.



5. All animals from all youth must be owned by weigh-in time.
6. **Straw may NOT be used as bedding in the sheep and swine barn.**
7. **Market Lambs**
  - a. Market lambs must be individually owned by the exhibitor and identified by an official Kansas 4-H Electronic Identification tag. Animals should have been tagged and weighed at a spring weigh-in time to be eligible to show. The livestock agent should be contacted if a tag is lost and arrangements for a replacement tag must be made prior to coming to the fair. Animals brought to fair without a tag and with no prior arrangements for a replacement may be deemed ineligible by the livestock agent and superintendent.
  - b. These weigh-in times serve as the official start of the rate of gain measure.
  - c. All market lambs will be weighed at the time of fair check-in to establish a show weight, final rate of gain weight, and sale weight. There will be NO weigh back.
  - d. Market lambs should weigh a minimum of 100 pounds. Animals weighing less than 99 pounds will be placed in their own class and will not be eligible to show for Grand or Reserve Grand Champion or for sale in the premium auction.
  - e. Market classes will be divided by weight at the discretion of the specie superintendent.
  - f. All market lambs should have been born after January 1st of the current year and must be carrying baby teeth at the time of show.
  - g. All market lambs will be slick shorn prior to arrival at the fairgrounds. A maximum of 0.2 (two tenths) inch of wool is permitted. No wool will be allowed above the hock or knee; this includes the head.
  - h. Rams, cryptorchids, or short scrotum lambs will not be allowed in the market class.
  - i. Wether and ewe lambs will be allowed to show in the market classes.
8. **Breeding Ewes**
  - a. Ewes may be co-owned and co-registered by two or more 4-H/FFA members of the same family.
  - b. For registered and commercial breeding ewes a River Valley Breeding Animal Registration Form must be on file at the local Extension office by date set by local River Valley District Office.
  - c. The following breeds will be recognized: Columbia, Dorset, Hampshire, Rambouillet, Shropshire, Southdown, Suffolk, AOB, and Crossbred.
  - d. Superintendent will have discretion to break classes.
  - e. Breeding ewes will not be allowed to sell in the premium auction.
  - f. Breeding ewes may be identified with a farm tag, a 4-H tag, and/or tattoo. In addition, breeding ewes must have a USDA Premise Identification tag.
9. **Sheep Rate of Gain:** This contest is open to all market animals that were weighed in at any of the official River Valley Extension District spring weigh-ins. No premium will be offered, winners receive a trophy.
10. **Sheep Club Flock:** Five animals from the same 4-H Club or FFA Chapter with three or more different owners. Clubs do NOT need to pre-enter for this class. Premium money goes to 4-H Club.
11. **Showmanship:** This contest is open to any 4-H/FFA member exhibiting in market or breeding Sheep classes. Classes may be divided at the discretion of the Superintendent, to allow for room in the show ring. Exhibitors must own and exhibit the animal they show and the animal must be shown in a class that evaluates its merits to be eligible to be used in showmanship. Exhibitor age will be determined by January 1st of current year. The judge will have discretion as to whether to ask the 4-H/FFA members questions during showmanship.
  - a. Top showman from Intermediate and Senior classes will be eligible for the Round Robin competition.

#### Section A – Showmanship

- Class 0901 Senior Sheep Showmanship (4-H age 14-18)
- Class 0902 Intermediate Sheep Showmanship (4-H age 10-13)
- Class 0903 Junior Sheep Showmanship (4-H age 7-9)

#### Section B – Market Lambs

- Class 0904 Market Lambs
- Class 0905 Club Flock (no pre-entry required)

#### Section C – Breeding Sheep

- Class 0906 Ewe Lambs, born after January 1 of current year
- Class 0907 Yearling Ewe, born between January 1 and December 31 of previous year
- Class 0908 Ewe, 2 years, born January 1 and December 31 two years prior
- Class 0909 Ewe, 3 years and older, born before December 31 three years prior
- Class 0910 Ram lambs – born after January 1 of current year.

### Division 10: 4-H & FFA SWINE

Exhibit Check In: Wednesday, July 25, 2018 9:30 a.m. – 11:30 a.m.  
 Judging: Thursday, July 26, 2018 9:00 a.m.

1. **Read 4-H & FFA General Rules, Livestock Health Requirements, and 4-H & FFA Livestock Rules.**
2. Market hogs will show by weight and breeding gilts by age.
3. Animals showing in a market class are not eligible to show in breeding classes and vice-versa.
4. **Straw may NOT be used as bedding in the sheep and swine barn.**
5. All swine exhibits should have been farrowed after January 1st of the current year.
6. All market hogs will be weighed at the time of fair check-in to establish a show weight and sale weight. There will be NO weigh back. There is no rate of gain contest for swine.
7. All animals from all youth should be owned by weigh-in time.
8. NO swine shall be restrained by snare or other snout restraint at the county fair, for the purposes of clipping. This practice is perceived as inhuman to the general public and should be avoided.
9. Swine classes may be divided by breed at the discretion of the superintendent and Extension staff. In addition, breeding gilts may be divided by age. Where divided, the breeds recognized will be Duroc, Hampshire, Yorkshire, AOB, Crossbred. Superintendent will have discretion to break classes. There will be no minimum number of animals per class to be judged by breed. All breeds not designated in the classes and or breed listing will be shown as AOB.
10. **Market Hogs**
  - a. All market hogs must be tagged with an official Kansas 4-H Electronic Identification tag at an official spring weigh-in time. The livestock agent should be contacted if a tag is lost and arrangements for a replacement tag must be made prior to coming to the fair. Animals brought to fair without a tag and with no prior arrangements for a replacement may be deemed ineligible by the livestock agent and superintendent.
  - b. Market hogs should be born after January 1 of current year.
  - c. Market hogs should weigh a minimum of 220 pounds. Animals weighing 219 pounds or less will be placed in their own class and will not be eligible for Grand or Reserve Grand Champion nor to sell in the premium auction. There is no maximum weight, however, the judge may exercise discretion in allowing extra heavy hog classes to show for champion or reserve.
  - d. Barrows and gilts are eligible to show in the market hog classes.
  - e. Boars, cryptorchids, or short castrated barrows will not be allowed in the market class.
  - f. Market hog classes will be divided by weight. Weight classes will be divided at the discretion of the specie superintendent.

11. **Breeding Gilts**
  - a. Gilts may be co-owned and co-registered by two or more 4-H/FFA members of the same family.
  - b. Commercial and registered breeding gilts must have a River Valley Breeding Animal Registration Form on file at the local Extension office by the fair pre-entry deadline.
  - c. Superintendent will have discretion to break classes. There will be no minimum number of animals per class to be judged.
12. **Showmanship:** This contest is open to any 4-H/FFA member exhibiting in market or breeding swine classes. Classes may be divided at the discretion of the Superintendent, to allow for room in the show ring. Exhibitors must own the animals they show. Age will be determined by January 1st of current year. The judge will have discretion as to whether to ask the 4-H/FFA members questions during showmanship.
  - a. Top showman from Intermediate and Senior classes will be eligible for the Round Robin competition.
13. **Swine Pen of Five:** Five animals from the same 4-H Club or FFA Chapter with (3) three or more different owners. Clubs do NOT need to pre-enter for this class. Premium money will go to 4-H Club.

**Section A – Showmanship**

- Class 1001 Senior Swine Showmanship (4-H age 14-18)
- Class 1002 Intermediate Swine Showmanship (4-H age 10-13)
- Class 1003 Junior Swine Showmanship (4-H age 7-9)

**Section B – Market Hog**

- Class 1004 Market Hogs
- Class 1009 Club Pen of Five (no pre-entry required)

**Section C – Breeding Gilts**

- Class 1010 Breeding Gilts born during January 1 to January 31 of current year
- Class 1011 Breeding Gilts born during February 1 to February 28 (or 29th during leap year) of current year
- Class 1012 Breeding Gilts born after March 1 of current year

**4-H & FFA ROUND ROBIN SHOWMANSHIP CONTEST**

Judging: Friday, July 27, 2018 6:00 p.m.

Senior Champion and Reserve Champion Showmanship and Intermediate Champion and Reserve Champion Showmanship winners in Beef, Horse, Sheep, Goat, and Swine are eligible to compete for an overall trophy in Round Robin Showmanship. Overall Senior Champion of Round Robin will also receive the Round Robin belt buckle.

If an exhibitor qualifies in multiple species, the exhibitor must decide the specie they will represent and notify their superintendent by Thursday night, 30 minutes following the Beef Show. This allows time to offer to successive showmen in the needed species.

Seniors and intermediates are divided into their two respective age groups and numbered randomly from 1 to 10. The two age groups will then be separated into two sub-groups: numbers 1-5 and numbers 6-10. Two species of five animals each will be brought into the ring for the first round of showmanship. Group 1-5 seniors will show species 1 and group 1-5 intermediates will show species 2. Next, group 6-10 seniors will show species 1 and group 6-10 intermediates will show species 2. When this is completed, the seniors and intermediates will switch species and the process will repeat. After this, species 1 and 2 will return to the barns and species 3 and 4 will be brought out into the ring. The same method will be used for showmanship with these species as above. Finally, the ring will be cleared and horses will be showed in the ring. All four groups will rotate through showing horses.

*Benefits of this method are the need for only two Round Robin judges to be hired. There is less total time in the ring for the animals, which will prevent them from becoming tired, hot, and irritated as has been in the past. And all showmanship classes will take place in the main arena ring, allowing the audience to see the entire show. The drawback with this new method is some down time for the showmen and the show will take longer to complete.*

**PLANT SCIENCE DIVISIONS**

**Division 11: 4-H & FFA CROPS**

Exhibit Check In: Tuesday, July 24, 2018 9:00 a.m. – 12:30 p.m.

Judging: Tuesday, July 24, 2018 1:00 p.m.

1. Read 4-H & FFA General Rules.
2. Products exhibited in this division must have been grown by the 4-H/FFA member in the current year, with the exception of soybean seed and edible field bean seed.
3. Exhibits should be as mature as possible.
4. A 4-H/FFA member may exhibit one entry per class.
5. Every entry should be identified by hybrid or variety name.
6. All classes calling for a gallon sample may have a 2 ½ - 3 inch in diameter cylinder placed in a glass gallon container with lid to reduce the amount of grain to about three quarts.
7. **Wheat Variety Plot Educational Display**
  - a. 4-H and FFA Wheat Variety Plot Members only.
  - b. The free standing displays must not exceed the overall dimensions of 36" wide x 36" high x 18" deep (measured on the outside). Care should be taken on selecting durable materials that will withstand fair conditions. Displays must not require the use of electricity. If booth exceeds overall dimensions, ribbon placing will be dropped one place.
  - c. Members must include the varieties provided in the display, but may include more varieties, if desired.
  - d. Basis for Awards:
    - Educational Value.....70%
 

Is the main idea of the display specific? Was the title or theme emphasized? Is the idea presented so clearly, so simply, so forcefully that it will stop the casual observer? If the passerby stopped, does the display give the observer additional facts in a clear, concise way? For example, varieties differences in wheat, economic gains from adoption of desirable practices, etc.
    - Quality of Display Material.....30%
 

Size, style and neatness of lettering, proportion of models and lettering balanced, workmanship, including handouts, if used, charts, models and lettering used effectively to teach ideas, colorful, artistic, neat and well balanced.
8. **Weed Control Exhibit**
  - a. Collect, identify, press, mount, and label a minimum of 15 weeds. Try to include their roots, stems, leaves and flowers. Three of the weeds must be noxious weeds preferably found in your home county. A standard 9"x12" scrapbook may be obtained in which to permanently mount your weed specimens. Identify the scrapbook with your name and county on the inside front cover.
  - b. Prepare a list of the weeds mounted, showing common name, scientific name, and where it was found. Place the list in a specially identified section of the scrapbook.
  - c. Collect and identify weed seeds found in crop seeds. Mount them for display purposes. Place them in a specially identified section of the scrapbook.
  - d. Write a story on "How We Control Weeds on Our Farm" if you live on a farm. Other members write "How We Control Weeds at Home". The story should be about 300 words in length. It must show definite methods used to control weeds. Place the story in a specially identified section of the scrapbook.

- e. Basis for Awards:
- Mounted weed collection: number of mounted specimens, completeness of individual mounts, correctness of identification and information, and neatness. Include record sheet of weeds.
    - Records.....50%
    - Weed seed collection and exhibit.....30%
    - Story: "How We Control Weeds on Our Farm/at Home".....20%

**Section A – Crops**

**CORN**

- \*Class 1101 White. Variety or hybrid must be named. Ten Ear Exhibit
- \*Class 1102 Yellow. Variety or hybrid must be named. Ten Ear Exhibit
- Class 1103 Hybrid Corn - Exhibit to consist of three entire plants; no roots. Hybrid must be named.

**SORGHUM**

- \*Class 1104 Hybrid grain sorghum. Hybrid must be named. Ten Head Exhibit
- \*Class 1105 Hybrid forage sorghum. Exhibit to consist of the entire plant; no roots. Hybrid must be named.
- \*Class 1106 Other forage sorghums. Exhibit to consist of the entire plant; no roots. Variety must be named.

**WHEAT – One Gallon Sample**

- \*Class 1107 Soft red winter wheat. Variety or hybrid must be named.
- \*Class 1108 Hard red winter wheat. Variety or hybrid must be named
- \*Class 1109 Hard white wheat. Variety or hybrid must be named.

**SUNFLOWERS**

- \*Class 1110 Confectionery heads. Three heads must be submitted.
- \*Class 1111 Confectionery seeds in jar. One gallon jar must be submitted.
- \*Class 1112 Oilseed heads. Three heads must be submitted.
- \*Class 1113 Oilseed seeds in jar. One gallon jar must be submitted.

**OTHER**

- \*Class 1114 Oats: Exhibit to consist of one gallon sample. Variety must be named.
- \*Class 1115 Barley: Exhibit to consist of one gallon sample. Variety must be named.
- \*Class 1116 Alfalfa: Exhibit to consist of one gallon sample. Variety must be named.
- \*Class 1117 Alfalfa Hay: Exhibit to consist of one flake or slice from a rectangular bale, or a 10 inch section cut from a round bale. The flake or slice should be approximately 6 inches in thickness and tied in two directions. Variety must be named.
- \*Class 1118 Native Grass Hay: Ten inch flake or slice, 6 inches thick and tied in two directions. Variety must be named.
- \*Class 1119 Brome Grass: Exhibit to consist of one gallon sample of seed.
- \*Class 1120 Other Tame Grasses: Exhibit to consist of one gallon sample of seed.
- \*Class 1121 Soybeans: Exhibit to consist of one gallon sample of seed from most recent harvest. Variety must be named.
- \*Class 1122 Soybeans: Bundle of five plants (with roots intact) from most recent harvest. Variety must be named.
- \*Class 1123 Edible field beans: Exhibit to consist of one gallon sample of seed from most recent harvest.
- \*Class 1124 Edible field beans: Bundle of five plants (with roots intact) from most recent harvest
- \*Class 1125 Miscellaneous Crops: Exhibit to consist of one gallon sample of seed or 10 heads produced from current project. Variety must be named.
- \*Class 1126 Cotton: Provide 10 open bolls, not 10 plants. Place bolls in a bag that can breathe (not a sealed plastic bag), so mold doesn't develop.
- \*Class 1127 Corn: Exhibit to consist of one gallon sample. Variety must be named
- \*Class 1128 Cool Season Grass Hay (e.g., fescue, etc.): Ten inch flake or slice, 6 inches thick and tied in two directions. Variety must be named.

**Section B – Wheat Variety Plot Educational Display**

- \*Class 1129 Wheat Varieties Plot Display

**Section C – Weed Control Exhibit**

- \*Class 1130 Weed Control Exhibit

**Division 12: 4-H & FFA FLORICULTURE**

Exhibit Check In: Tuesday, July 24, 2018 9:00 a.m. – 12:30 p.m.

Judging: Tuesday, July 24, 2018 1:00 p.m.

1. Read 4-H & FFA General Rules.
2. Members may enter multiple entries in a single class provided each entry is a different species.
3. Members are encouraged to exhibit cut flowers and fresh floral arrangements in disposable containers. If a non-disposable container is used mark it plainly with your name. County Fair is not responsible for any loss or damage to any flower arrangements, vases, or containers. Exhibitor is responsible for picking up entries at the end of the fair.
4. Exhibitor is responsible for replacing flowers as needed. Exhibits not kept up will be disqualified.
5. Houseplants must be in possession of 4-H'er for 6 months.
6. Potted plants are only allowed in Class 1206 – Houseplants.
7. All floral materials must be grown and/or collected by the exhibitors. Do not use purchased plant materials.
8. All container gardens must contain at least one living or preserved plant specimen.
9. Each entry should not take over one square foot of table space.
10. Foliage on flowers should be removed up to water line.
11. All entries must be freestanding, easily moved, and not require any special equipment to display. Hanging entries are not accepted.
12. Information about exhibiting flowers can be found in the publication "Preparing Cut Flowers for Exhibit", which is available at <http://www.bookstore.ksre.ksu.edu/pubs/4H826.pdf> or from the District Extension Office.
13. Educational notebooks should be entered in Division 14 Horticulture – Class 1409 Horticulture Notebook.

**Section A – Flowers & Plants**

- \*Class 1201 Annual Garden Flower, cut specimen, single stem
- \*Class 1202 Perennial Garden Flower, cut specimen, single stem
- \*Class 1203 Fresh Flower Arrangement. Flower materials must be grown and/or collected by exhibitor, not purchased
- \*Class 1204 Dried Flower Arrangement, no fabric or plastic materials
- Class 1205 Silk Flower Arrangement, including corsage
- Class 1206 Houseplants
- Class 1207 Container Garden (must contain plants)

## Division 13: 4-H & FFA FORESTRY

Exhibit Check In: Tuesday, July 24, 2018 9:00 a.m. – 12:30 p.m.

Judging: Tuesday, July 24, 2018 1:00 p.m.

1. Read 4-H & FFA General Rules.
2. All leaf exhibits (except class 1307) are to be mounted on 8 ½" x 11" heavy stock paper and placed in loose-leaf binders. (Magnetic or adhesive filler sheets for photographic prints are recommended.) Twigs and fruit collections may be exhibited in whatever manner you choose (maximum exhibit size 2' x 3').
3. Name, club, age, and year in project should be in front cover or in a prominent location.
4. Leaves should be identified with an appropriate label located near the leaf on the same page. These labels should include (1) proper common name as listed in the 4-H Bulletin 334, "List of Native Kansas Forest Trees"; (2) location (city and/or county) where collected; and (3) date (day, month, year) collected.
5. Divide specimens into the following two sections: Native Kansas Trees, and Non-Native Trees.
6. New specimens are those specimens collected during the current 4-H year and cannot be a duplicate tree species of previously displayed specimens.
7. Group specimens according to the years collected (ex: "old-previous years" and "new")
8. Variations of varieties do not count as different species or specimens.
9. When replacing a previously displayed samples, due to degradation, improper mounting or incorrect identification, the specimen label must also be updated. Replacements do not count as new specimens. Replacements should be displayed in the "old previous" section of the display.
10. If you retrieve information for your forestry exhibit, you must include a reference citation to the source.
11. In all leaf collections (Section A), exhibit one complete leaf where possible. If leaf is too large, exhibit as much as possible. Sketch in reduced scale the entire leaf and illustrate where the exhibited portion is from. Note: A "leaflet" is incorrect when displayed as the complete leaf for the tree.
12. All work must show originality. Leaf collections and displays should not closely resemble work done by other in the same club.

### Section A – Leaf Collections

- \*Class 1301 Beginning (Choose either A or B)
  - a. Exhibit leaves of a minimum of 10 different leaves from native Kansas trees collected within the year. Exhibit can include non-native leaves in addition to the required number of leaf specimens collected from native Kansas trees.
  - b. Exhibit a minimum of 5 native Kansas trees showing leaf, twig and fruit from each species collected.
- \*Class 1302 Intermediate (Choose either A or B)
  - a. Exhibit a minimum of 20 different leaves (including 10 new specimens) from native Kansas trees. Exhibit can include non-native leaves in addition to the required number of leaf specimens collected from native Kansas trees.
  - b. Exhibit a minimum of 10 native Kansas trees showing leaf, twig and fruit from each species collected. This exhibit must include 5 new leaf, twig and fruit specimens.
- \*Class 1303 Senior (Choose either A or B)
  - a. Exhibit a minimum of 30 different leaves (including 10 new specimens) from native Kansas trees. Exhibit can include non-native leaves in addition to the required number of leaf specimens collected from native Kansas trees.
  - b. Exhibit a minimum of 15 native Kansas trees showing leaf, twig, and fruit from each species collected. This exhibit must include 5 new leaf, twig and fruit specimens.
- \*Class 1304 Advanced (Choose either A or B)
  - a. Exhibit a minimum of 40 different leaves (including 20 new specimens) from native Kansas trees. Exhibit can include non-native leaves in addition to the required number of leaf specimens collected from native Kansas trees.
  - b. Exhibit a minimum of 20 native Kansas trees showing leaf, twig and fruit from each species collected. This exhibit must include 10 new leaf, twig and fruit specimens.

### Section B – Trees/Forestry

- \*Class 1305 How a Tree Grows - Entry may include a project notebook with 10 or more seeds collected with pictures showing a germination study or a mounting of a thin section of wood cut from the end of a log or top of stump labeled with information such as kind of wood and age of tree when cut or exhibit an illustration of a how a tree grows.
- \*Class 1306 Tree Appreciation Display - Entry may include a research or reporting notebook with no more than 10 pages based on the exhibitor's selected tree. This notebook may include sketches, drawings, pictures, a story or any other things which will help tell about the tree you have selected.
- \*Class 1307 Growing and Protecting Trees Display - Entry requires project notebook telling about project and pictures before, during, and after planting seedlings. Maximum tri-fold size is 3' x 4'.
- \*Class 1308 Tree Culture Display - Entry requires project notebook showing your project work and includes pictures of before, during and after wood lot improvement. Maximum tri-fold size is 3' x 4'.
- \*Class 1309 How Forests Serve Us Display - Entry may include collected wood samples (all or partial) and 500 word essay. Wood sample display to be mounted on poster board or any stiff mounting material no larger than a 3' x 4' tri-fold. Essay should be displayed in a covered binder.
- \*Class 1310 Educational/Creative Exhibit Display - Exhibit must be directly related to tree identification or Forestry. Type of exhibit is open (notebook, poster, collection box, etc.) given a maximum tri-fold size of 3' x 4'. Care should be taken to use durable materials that will withstand Fair conditions. This is a good class to exhibit an unusual collection.

## Division 14: 4-H & FFA HORTICULTURE

Exhibit Check In: Tuesday, July 24, 2018 9:00 a.m. – 12:30 p.m.

Judging: Tuesday, July 24, 2018 1:00 p.m.

1. Read 4-H & FFA General Rules.
2. All horticultural exhibits must be grown by the exhibitor.
3. Use a sturdy plate, bowl or container that will support the weight of the produce.
4. Information about exhibiting produce is available online in the publication "Exhibiting Fruits and Vegetables" available at <http://www.bookstore.ksre.ksu.edu/pubs/c405.pdf> or from the District Extension Office.

### Section A – Horticulture

- \*Class 1401 Small vegetable specimen plate (12) Ex: green snap beans, yellow wax beans, radishes other small vegetables.
- \*Class 1402 Medium vegetable specimen plate (5) Ex: cucumbers, cherry tomatoes, tomatoes, beets, white onions, yellow onions, red onions, bell peppers, other peppers, okra, parsnips, turnips, sweet potatoes, red potatoes, white or Russet potatoes, carrots, miniature pumpkin, decorative gourds, or other medium vegetables.
- \*Class 1403 Large vegetable specimen plate (1) Ex: watermelon, summer squash, winter squash, large type pumpkin, eggplant, cabbage, cantaloupe, other large vegetable.
- \*Class 1404 Fresh Culinary herbs (6) ex: parsley, basil, dill, etc. Six stems (or a comparable quantity) of one variety of fresh herbs must be exhibited in a disposable container of water. Dried herbs are not accepted.
- \*Class 1405 Small fruits (one half pint box) Ex. Strawberries, blackberries, raspberries, or other similar sized fruits. (if other, please include name of fruit on entry).
- \*Class 1406 Tree fruits (plate of 5) Ex. apples, pears, peaches, or similar sized fruits.
- \*Class 1407 Grapes (plate of 2 bunches)
- \*Class 1408 Garden Display: Each exhibitor in this class will be limited to four square feet of space. The Garden Display must be exhibited in a tray, basket or container that can be easily moved by the fair staff. Exhibit consists of five different types of fresh vegetables or fruits. Canned products and shelled vegetables are

not acceptable. Only one variety of each type of vegetable or fruits may be exhibited. The numbers of the 5 types of vegetables or fruits to be exhibited are as follows:

- Large Vegetables (One Each): Cabbage, Cantaloupe, Eggplant, Large Pumpkin, Squash, Watermelon
- Medium Vegetables (Five Each): Beets, Carrots, Cucumbers, Decorative Gourds, Potatoes, Miniature Pumpkins, Okra, Onions, Peppers, Sweet Potatoes, Tomatoes, or other similar sized vegetable
- Small Vegetables (Twelve Each): Green snap beans, wax beans, English peas, radishes or other similar sized vegetables
- Small fruits (One half pint box): Strawberries, blackberries, raspberries, or other similar sized fruits.
- Tree fruits (5 each): Apples, pears, peaches, or similar sized fruits.
- Grapes (2 bunches)

#### Section B – Notebook

\*Class 1409

Notebook - Entry shall consist of a notebook or three ring binder of written narrative describing a horticulture project such as a landscape design, landscape installation, lawn renovation, water garden, flower garden, vegetable garden, lawn mowing service, landscape maintenance business, farmer's market business, or other horticultural project. 4-H'ers are encouraged to include photographs, illustrations and/or landscape drawings that help explain work done by the member. Photos taken from the same location before, during and after the completion of the project are particularly helpful. Horticulture notebook scoring is based on the following criteria: Organization and General Appearance (neat, includes title page and table of contents, original, creative, etc.) 20%, Narrative (including goals, successes, failures, etc.) 40%, General Content (subject matter, photos, maps, knowledge gained, etc.) 40%.

### FAMILY AND CONSUMER SCIENCES DIVISIONS

#### Division 15: 4-H CLOTHING & TEXTILES

Judging: Tuesday, July 17, 2018 at CCCC 8:30 a.m.

Fashion Revue: Tuesday, July 24, 2018 7:30 p.m.

Check In: Tuesday, July 24, 2018 Following Fashion Revue

1. Read 4-H & FFA General Rules.
2. Articles, garments and outfits may have been used/worn, but should be carefully laundered or cleaned before being exhibited.
3. Exhibits should be placed in clear plastic bags. Bags will be removed for clothing display purposes. Items should be hung on swivel or wire hangers.
4. Identification labels must be used. No straight pins may be used to attach labels. Type or print on 3" x 2 1/2" piece of cloth: Class Number, District/County, Name, and fiber content. Sew labels on inside of garment (back of neck, center back of waistband, or left end of apron band). Label each piece.
5. Pre-cut kits are acceptable for all clothing classes. All articles / garments must be finished for use.
6. Since care labels are not always available, no care labels will be required. 4-H members should know how to care for fabrics they purchase.
7. **Educational Exhibit Classes:** Share with others what you learned in this project. Exhibits may be in the form of a poster, notebook or display. Follow copyright laws as explained in the General Rules as you are preparing your exhibit. Take care to select durable materials that will withstand fair conditions. No card table displays are allowed. If the exhibit is a poster, it must be no larger than 22"x 30". If the exhibit is a display, maximum size is not to exceed a standard commercial 3'x4' tri-fold display board. Name and District/County must be clearly marked on educational exhibits.
8. **Recycled Clothing Project:** An item made of at least 50% recycled material (recycled means reusing an existing item in a new way). Could be remaking/redesigning a garment, re-purposing a clothing item for a new use, etc. Must include sewing of some kind.
9. When the exhibit is a sewn garment that also includes one or more Fiber Art techniques (i.e. knitting, crochet, needle arts, or patchwork and quilting), the determination of what division (Clothing or Fiber Arts) and class in which to enter will be left with the 4-H participant.
10. If deserving, a Champion Wool Garment Award will be awarded to the 4-H member with the best wool garment (Clothing or Fiber Arts). To be eligible, item must be made of 60% or more wool. wool. Entry tag must be labeled with the fiber content. Any garment meeting the wool fiber qualification will be automatically entered into the champion wool garment selection. No pre-entry required for this award.

#### Section A – Clothing & Textiles

##### Beginner (4-H age 7-8)

- Class 1501 Sewing Kit, should contain but not limited to: hand sewing needles, machine needles, needle threader, shears, small scissors, seam ripper, chalk, pins, thimble, tape measure, seam gauge, pin cushion and thread in a sewing box or container.
- Class 1502 Constructed article, garment or outfit.
- Class 1503 Educational Exhibit, a notebook, poster or display
- Class 1504 Recycled Clothing Project

##### Junior (4-H age 9-11)

- \*Class 1505 Constructed article, garment or outfit.
- \*Class 1506 Educational Exhibit, a notebook, poster or display.
- \*Class 1507 Recycled Clothing Project

##### Intermediate (4-H age 12-13)

- \*Class 1508 Constructed article, garment or outfit.
- \*Class 1509 Educational Exhibit, a notebook, poster or display
- \*Class 1510 Recycled Clothing Project

##### Senior (4-H age 14-18)

- \*Class 1511 Constructed article, garment or outfit.
- \*Class 1512 Educational Exhibit, a notebook, poster or display
- \*Class 1513 Recycled Clothing Project

#### Division 16: 4-H FASHION REVUE

Judging: Tuesday, July 17, 2018 at CCCC 8:30 a.m.

Fashion Revue: Tuesday, July 24, 2018 7:30 p.m.

Check In: Following Fashion Revue

1. Read 4-H & FFA General Rules.
2. No live animals may accompany participant, except for needed service animals.
3. 4-H'ers must participate in the Public Fashion Revue to receive ribbon and premium money.
4. 4-H'ers must model the garment they constructed or purchased within the current 4-H year. If a 4-H'er has constructed a child's garment, the child may model that garment. Constructed garments modeled in the Fashion Revue must also be entered in the clothing division for pre-fair judging.
5. Participant may only model what can be worn. Garments cannot be carried.
6. Contestants should use good sense in choosing items that are appropriate to be modeling publicly.
7. 4-H members may have a maximum of one entry per class in Fashion Revue Buymanship and Fashion Revue Construction for a total of two (2) entries.
8. A complete description (script card) and Cost-Per-Wear Form for each entry are due to the Extension office by **July 2, 2018**. Late descriptions and Cost-Per-Wear Forms will not be eligible for Grand and Reserve Champion.
9. **Child's Constructed Garment:** An outfit or garment sewn by a 4-H member for a younger child. The outfit/garment will only be judged in consultation judging under Division 15. This class is not judged during the Fashion Revue but the child may participate in the Public Fashion Revue. Pre-entry is required for the child to participate in the Public Fashion Revue.

10. **Constructed Garments Revue:** Majority of the outfit must be constructed and modeled by the 4-H member who made the garment/outfit. Everything which is commonly considered an outer garment must be constructed (vest, jacket, dress, skirt, pants, coat, etc.) A sweater, blouse or shirt that is worn underneath another constructed garment can be purchased or made.
11. **Buymanship Revue:** Majority of the outfit must be purchased (not borrowed) and modeled by the 4-H member or made by another individual for the 4-H member if the fabric and pattern were chosen by the 4-H member. Everything which is commonly considered an outer garment must be purchased by the 4-H member or constructed by another person (vest, jacket, dress, skirt, pants, coat, etc.).
12. Scripts not received by July 2nd will result in only the 4-Her's name being read at the Style Revue.
13. Entries must be checked in with the Clothing and Textiles Superintendent following the Fashion Revue on Tuesday, July 24th, no later than 9:00 p.m. Entries received after 9:00 p.m. will be docked one ribbon placing and no premiums will be given.
14. Standards for the Exhibitor:
  - a. To understand and demonstrate a wardrobe plan.
  - b. To understand how selected garment(s) and accessories enhance their personal/public presentation.
  - c. To understand the value of this garment/outfit and how it fits into the family's clothing budget.
  - d. To be able to describe how they have accepted personal responsibility in caring for their garment/outfit.
  - e. To visually demonstrate personal fitness and grooming and clothing/accessories comfort and safety.
  - f. To be able to describe how they cared for the garment/outfit and how it has proved to fit into their wardrobe plan.
15. Scorecard
  - a. General Appearance and Knowledge.....70%
 

Posture/Poise	Personal Grooming	Knowledge of wardrobe plan
Fit of Garment	Modeling Skills	
Accessories used to create total look		Garment Condition
  - b. Construction Appearance and Lifecycle Knowledge.....30%
 

Quality of Construction	Appropriate finishing techniques used	
Plan for clothing care and life cycle		Able to calculate value per wear

**Section A – Child's Constructed Garment**

Class 1601 Child's constructed garment

**Section B – Beginner (4-H age 7-8)**

- Class 1602 Constructed garment by 4-H'er  
 Class 1603 Buymanship garment or outfit for young women  
 Class 1604 Buymanship garment or outfit for young men

**Section C – Junior (4-H age 9-11)**

- Class 1605 Constructed garment by 4-H'er  
 Class 1606 Buymanship garment or outfit for young women  
 Class 1607 Buymanship garment or outfit for young men

**Section D – Intermediate (4-H age 12-13)**

- Class 1608 Constructed garment by 4-H'er  
 Class 1609 Buymanship garment or outfit for young women  
 Class 1610 Buymanship garment or outfit for young men

**Section E – Senior (4-H age 14-18)**

- \*Class 1611 Constructed garment by 4-H'er  
 \*Class 1612 Buymanship garment or outfit for young women  
 \*Class 1613 Buymanship garment or outfit for young men

**Division 17: 4-H FIBER ARTS**

Judging: Tuesday, July 17, 2018 at CCCC 8:30 a.m.  
 Fashion Revue: Tuesday, July 24, 2018 7:30 p.m.  
 Check In: Tuesday, July 24, 2018 Following Fashion Revue

1. Read 4-H & FFA General Rules.
2. Fiber Arts is defined as any method of creating a unique design with fiber, fabric or yarn. This may include: making fabric (such as weaving, crochet, knitting, needlepoint); or when existing fabric is changed into something quite different (such as quilting or embroidery or ethnic art.) Ethnic Fiber Arts should use a fiber, yarn or fabric to create the design exhibit. Non-textile (examples include wood, reed, straw, grass, etc.) baskets/pieces should be entered in the Visual Arts Division.
3. When the exhibit is a sewn garment that also includes one or more Fiber Art techniques (i.e. knitting, crochet, needle arts, or patchwork and quilting), the determination of what division (Clothing or Fiber Arts) and class in which to enter will be left with the 4-H participant.
4. Exhibit all items in a clear plastic bag.
5. Identification labels must be used. Type or print on 3" x 2 1/2" piece of cloth: Class Number, District/County, Name, and Fiber Content. Sew or safety pen ID label on the corner of flat articles. For garments, attach ID label front left shoulder seam or left side of waist band. Label each piece.
6. All exhibits which need to be hung, MUST have the appropriate sawtooth hanger, rod, wire, or other mechanism attached in order to be properly displayed. If necessary hardware is not attached, it may not be displayed.
7. When articles, which are normally worn as a pair, are exhibited, both articles must be shown together. Fasten articles together securely with yarn.
8. Special consideration will be given to articles which are of original design.
9. If deserving, a Champion Wool Garment Award will be awarded to the 4-H member with the best wool garment (Clothing or Fiber Arts). To be eligible, item must be made of 60% or more wool. wool. Entry tag must be labeled with the fiber content. Any garment meeting the wool fiber qualification will be automatically entered into the champion wool garment selection. No pre-entry required for this award.

**Section A – Fiber Arts**

- Class 1701 Crocheting work kit  
 \*Class 1702 Crochet, an article including felted items  
 Class 1703 Knitting work kit  
 \*Class 1704 Knitting, an article made either by hand or by knitting machine, including felted items  
 \*Class 1705 Needle Arts, an article created by hand using one or more of the following techniques:
  - embroidery and cross-stitch
  - needlepoint
  - candlewicking
  - crewel
  - lacework
  - applique

\*Class 1706 Patchwork and Quilting, an article - It is acceptable practices for the exhibitor to create the patchwork or quilted article and have someone else quilt it.

- \*Class 1707 Rug Making, a rug - acceptable techniques include braiding, latch hook, tying, floor cloth, etc. the finished product should be an item that would be an item used in the home.
- \*Class 1708 Spinning, a skein - minimum 10 yards in length
- \*Class 1709 Weaving, a woven article - Members should attach information about the type of loom or process used. Woven wood reed baskets should be exhibited in Visual Arts.
- \*Class 1710 Ethnic Arts, an article: This is defined as a Fiber Art/Textile technique that is associated with a specific country or culture. It is a practical skill that was developed to provide basic family needs such as apparel, home furnishing or decorations. It is also defined as a method that has been maintained throughout history and passed on to others, often by observation and by example, such as batik, Swedish huck towel weaving, mud cloth, bobbin weaving, tating, felted items that are not knitted or crocheted, etc. Members should attach information on the history of the ethnic fiber art, where it was used, by whom, how it was used, short description of the technique, etc.
- \*Class 1711 Macramé, an article
- \*Class 1712 Fiber Arts Educational Notebook. Share with others what you learned in this project about a particular Fiber Art. Exhibits should be in the form of a notebook or binder. The notebook should include a narrative section describing the fiber art. It should include a clear description of the project, technique, budget, supplies, goals, accomplishments, successes, failures, and future plans. It may include sample of techniques, how-tos, photography of completed projects, or other ways of educating others about fiber arts. NOTE: a collection of brochures, web pages, patterns, record book forms, etc. does not constitute an educational notebook. Follow copyright laws as explained in the General Rules as you are preparing your exhibit. Name, local unit and fiber art covered must be clearly marked in the notebook.
- Class 1713 Recycled Fiber Art – An item made of at least 50% recycled material (recycled means reusing an existing item in a new way.)

## FOODS AND NUTRITION DIVISIONS

### Division 18: 4-H FOODS – FOODS AND NUTRITION

Exhibit Check In: Tuesday, July 24, 2018 – American Legion Hall

Judging: 8:30 a.m.

1. Read 4-H & FFA General Rules.
2. Two copies of the complete recipe on an 8½ x 11 sheet of paper with ingredients and instructions must be brought with the entry or the placing will be lowered one ribbon when judged. Recipe may be photocopied, typed, or handwritten. The 4-H'er's name must be at the top of the page of each recipe. If a mix is allowed for a class, bring back panel from the box or package with the exhibit.
3. Each exhibit must be accompanied by an exhibit entry card. DO NOT ATTACH TO EXHIBIT.
4. All baked goods must be left whole and uncut. Small items, such as cookies and rolls, should be the same shape and from the same recipe. Exhibit 3 cookies, 3 muffins, 3 bread sticks, 1 loaf bread, etc.
5. Any baked product that can be removed from the pan should be placed on a plate, covered cardboard or disposable container. Coffee cakes and other quick cakes, like banana cake, may remain in the pan. Cupcakes may be in liners but muffins should not be in liners.
6. Exhibits should be in food grade plastic bags, disposable plastic containers or boxes.
7. Pies and cakes should be entered in disposable aluminum tins.
8. All un-frosted cakes should be exhibited in an upright position with crust showing, except for those cakes made with special designs such as Bundt cakes. They should have top crust down.
9. COMMERCIAL MIXES ACCEPTED only for 4-H ages 7-8.
10. Underbaked entries will be lowered one or more ribbon placings.
11. For food safety purposes, any food with custard and dairy-based fillings and frostings (ex: cream cheese), butter, margarine, raw eggs, flavored oils, "canned" bread or cakes in a jar, cut fresh fruit, or any food requiring refrigeration (ex: bacon) will be disqualified and not judged. Refer to K-State Research and Extension publication, 4-H888, *Judge's Guide for Food and Nutrition Exhibits*, for information to help you make informed, safe food exhibit decisions. Vegetable shortening frostings are recommended.
12. Alcohol (ex. Wine, beer, and hard liquor) is not allowed as an ingredient in food entries. Entries with alcohol in the recipe will be disqualified and not be judged.
13. **Food Gift Package:** No alcoholic beverages will be accepted. A food gift package must contain at least three different food items (prepared for human consumption), made by the 4-H'er, in a suitable container no larger than 18"x18"x18". Prepared food items must have recipes attached with the entry. Additional homemade food items beyond the 3 minimum or purchased items also may also be included in the gift basket. On a 3 x 5 card, answer these questions: a) what is the intended use; b) what food safety precautions were taken during and after preparation. This entry will count as a non-perishable food product, not as an educational exhibit. Home canned foods must follow Food Preservation rules. Canning jars should not be used for baking per manufacturer's instructions. They could break during baking.
14. **Educational exhibits** may be in the form of a poster, notebook or display. Follow copyright laws as explained in the General Rules as you are preparing your exhibit. Take care to select materials that will withstand fair conditions. No card table displays are allowed. If the exhibit is a poster, it must be no larger than 22"x 30". Displays are not to exceed a standard commercial 3' x4' tri-fold display board. Name and county/district must be clearly marked on educational exhibits. Note: A collection of your favorite recipes in a recipe box or notebook does not constitute an educational exhibit.
15. **Modified non-perishable food product:** Product must be modified from original recipe to nutritionally enhance the food product. Attach one - 8 ½ x 11 inch page (front and back) that includes Original Recipe, Modified Recipe, and Narrative to describe modifications made, why modifications were made and lessons learned such as nutritive value, and possible changes in appearance, doneness, aroma, flavor, tenderness and/or texture. Example: a standard blueberry muffin recipe that is modified to make it gluten free. Suggested resources:
  - Altering Recipes for Better Health Purdue University: <http://www.extension.purdue.edu/extmedia/cfs/cfs-157-w.pdf>
  - Altering Recipes for Good Health Texas A&M University: [http://fcs.tamu.edu/food\\_and\\_nutrition/pdf/altering-recipes.pdf](http://fcs.tamu.edu/food_and_nutrition/pdf/altering-recipes.pdf)
16. **Recipe Collection:** Notebook or recipe file which should include recipes used that are age appropriate (other recipes may be included). Guidelines: Division of food categories in alphabetical order. Directions must be easily read. Minimum of five (5) new recipes must be added for each year the 4-H'er is enrolled in the project.
17. **Whole Wheat Contest:** Food item must contain 50% or more whole wheat flour of total flour content. At check-in for Foods judging, inform the superintendent that you would like to participate in the Whole Wheat Contest.

#### Section A – Beginner (4-H ages 7-8)

- Class 1801 Non-perishable food product (Suggestions may include snack mixes, no bake cookies, muffins, cupcakes)
- Class 1802 Educational Exhibit (See rule # 14 above)
- Class 1803 Food Gift Package (See rule #13 above)
- Class 1804 Modified non-perishable food product (See rule #15 above)
- Class 1805 Recipe Collection (See rule #16 above)

#### Section B – Junior (4-H age 9-11)

- \*Class 1806 Non-perishable food product (Suggestions may include nutritious snack, baked cookies-bar or drop, quick breads, muffins, coffee cake (without yeast) one-layer cake-any flavor and frosted).
- \*Class 1807 Educational Exhibit (See rule # 14 above)
- \*Class 1808 Food Gift Package (See rule #13 above)
- \*Class 1809 Modified non-perishable food product (See rule #15 above)
- Class 1810 Recipe Collection (See rule #16 above)

#### Section C – Intermediate (4-H age 12-13)

- \*Class 1811 Non-perishable food product (Suggestions may include cookies-rolled or pressed, yeast breads or rolls, quick breads, muffins and sweet dough pastries, cakes-foam or sponge, 2 layer cake-any flavor and frosted)

- \*Class 1812 Educational Exhibit (See rule # 14 above)
- \*Class 1813 Food Gift Package (See rule #13 above)
- \*Class 1814 Modified non-perishable food product (See rule # 15 above)
- Class 1815 Recipe Collection (See rule #16 above)

**Section D – Senior (4-H age 14-18)**

- \*Class 1816 Non-perishable food product (Suggestions may include cake-foam or sponge, 2-layer cake-any flavor and frosted, specialty yeast breads, tea ring, cinnamon rolls, fruit pie)
- \*Class 1817 Educational Exhibit (See rule # 14 above)
- \*Class 1818 Food Gift Package (See rule #13 above)
- \*Class 1819 Modified non-perishable food product (See rule # 15 above)
- Class 1820 Recipe Collection (See rule #16 above)

**Division 19: 4-H FOODS – FAVORITE FOOD SHOW**

Concordia – Sunday, June 8, 2018 2:00 p.m. – Cloud County Fairgrounds Commercial Building  
 Washington – Sunday, June 10, 2018 3:00 p.m. – Good Shepherd Lutheran Church

1. Read 4-H & FFA General Rules.
2. For all rules and guidelines, refer to the River Valley Favorite Food Show Handbook located at: [www.rivervalley.k-state.edu/4-h/project\\_information.html](http://www.rivervalley.k-state.edu/4-h/project_information.html) under Foods & Nutrition.
3. To be eligible for this division, you must have participated in the River Valley District Favorite Food Show.

**Section A – Favorite Food Show**

- Class 1901 Beginner (4-H age 7-8)
- Class 1902 Junior (4-H age 9-11)
- Class 1903 Intermediate (4-H age 12-13)
- Class 1904 Senior (4-H age 14-18)

**Division 20: 4-H FOOD PRESERVATION**

Exhibit Check In: Tuesday, July 24, 2018 – American Legion Hall  
 Judging: Beginning at 8:30 a.m.

1. Read 4-H & FFA General Rules.
2. Exhibits must have been preserved since the previous year's county fair and not exhibited at the previous State Fair.
3. Recipes and processing methods from the sources below are recommended. Recipes must be from 1995-Present. Processing methods that will be disqualified include: open kettle-canning, over canning, sun canning and using electric multi-cookers. For more information on electric multi-cookers, see [http://nchfp.uga.edu/publications/nchfp/factsheets/electric\\_cookers.html](http://nchfp.uga.edu/publications/nchfp/factsheets/electric_cookers.html). Untested recipes will be disqualified for food safety reasons. Recipe resources include
  - USDA Complete Guide to Home Canning
  - So Easy to Preserve, 6<sup>th</sup> edition, The University of Georgia Cooperative Extension Service
  - Ball Blue Book Guide to Preserving
  - Ball Complete Book of Home Preserving
  - All New Ball Book of Canning and Preserving
  - Canning mixes (i.e. Mrs. Wage's, Ball)
  - Pectin manufacturers (i.e. SureJell, Ball)
  - <http://www.rrc.k-state.edu/preservation/recipes.html>
  - K-State Research and Extension Food Preservation publications, including:
    - 4H712, Food Safety Recommendations for Food Preservation Exhibits <http://www.ksre.ksu.edu/bookstore/pubs/4H712.pdf>
    - MF3170 "10 Tips for Safe Home-Canned Food" <http://www.ksre.ksu.edu/bookstore/pubs/MF3170.pdf>
    - MF3171 "Sassy Safe Salsa at Home" <http://www.ksre.ksu.edu/bookstore/pubs/MF3171.pdf>
    - MF3172 "What's Your Elevation?" <http://www.ksre.ksu.edu/bookstore/pubs/MF3172.pdf>
    - MF3241 "How to Guide to Water Bath Canning and Steam Canning" <http://www.bookstore.ksre.ksu.edu/pubs/MF3241.pdf>
    - MF3242 "How to Guide to Pressure Canning" <http://www.bookstore.ksre.ksu.edu/pubs/MF3242.pdf>
4. Alcohol is not allowed as an ingredient in food preservation entries. Entries with alcohol in the recipe will be disqualified and not be judged.
5. Each exhibit must have the complete recipe and instructions attached with the entry card, or it will be lowered one ribbon placing. Recipe must include exhibitor name, recipe source, and date of publication and altitude of where food was processed. If using Mrs. Wage's or Ball mixes, indicate the date purchased.
6. Exhibits must be sealed in clean, clear standard canning jars, with matching brand (ex: use Ball lids on Ball jars, or Kerr lids on Kerr jars, etc.) two-piece lids. Do not use colored jars. Do not add fancy padded lids, fabric over wraps or cozies as they interfere with the judging process. No fancy packs unless recipe states to do so (ex: Pickled asparagus). Jars must be sealed when entered. For food safety reasons, the size of jars used must not be larger than the jar size stated in the recipe. Note: There are 12-ounce, 24-ounce, and 28-ounce canning jars available and may be used. Use pint jar process recommendations for 12 ounce jars. Use quart jar process recommendations for 24 ounce and 28 ounce jars.
7. Each jar exhibited must be labeled. The label must not cover brand name of jar. The label must give: Class No., Product, Altitude where processed, Canning Method, (water bath, weighted gauge or dial gauge pressure method). Process Time, Pressure (psi), date processed including month and year, Name and County/District. Label templates to make adhesive labels may be found at: [http://www.kansas4-h.org/events-activities/fairs/kansas-state-fair/docs/food-preservation/Food\\_Pres\\_Label\\_Small\\_1x2.58.pdf](http://www.kansas4-h.org/events-activities/fairs/kansas-state-fair/docs/food-preservation/Food_Pres_Label_Small_1x2.58.pdf) or [http://www.kansas4-h.org/events-activities/fairs/kansas-state-fair/docs/food-preservation/Food\\_Pres\\_Label\\_Large\\_2x4.pdf](http://www.kansas4-h.org/events-activities/fairs/kansas-state-fair/docs/food-preservation/Food_Pres_Label_Large_2x4.pdf)
8. If dried food product is not in a canning jar, it will be lowered one ribbon rating. Suggested amount: 1/3 - 1/2 cup, or three or four pieces per exhibit. All meat jerky must be heated to an internal temperature of 160 degrees F before or after drying. This is not the drying temperature. Dried products must include the recipe, preparation steps, and heating instructions. Jerky not heated to an internal temperature of 160 degree F will be disqualified and not be judged. Heating information can be found in "Dry meat Safely at Home" [www.ksre.ksu.edu/bookstore/pubs/MF3173.pdf](http://www.ksre.ksu.edu/bookstore/pubs/MF3173.pdf)

**Section A – Beginner (4-H age 7-8)**

- Class 2001 Sweet Spreads (Fruit and/or Vegetables), Syrups; One jar
- Class 2002 Fruits, Juices, Fruit mixtures (Salsa, Pie Filling, etc.) One jar
- Class 2003 Low Acid Vegetables (green beans, corn, etc. or vegetable mixtures.); One jar
- Class 2004 Pickles (Fruit or Vegetable) Fermented Foods and Relishes and Chutney; One jar
- Class 2005 Tomato/Tomato Products Tomato Juice and Tomato Salsas; One jar
- Class 2006 Meats; One jar
- Class 2007 Dried Foods: One Small Jar

**Section B – Junior (4-H age 9-11)**

- \*Class 2008 Sweet Spreads (Fruit and/or Vegetables), Syrups; One jar



- \*Class 2009 Fruits, Juices, Fruit mixtures (Salsa, Pie Filling, etc.) One jar
- \*Class 2010 Low Acid Vegetables (green beans, corn, etc. or vegetable mixtures.); One jar
- \*(Class 2011 Pickles (Fruit or Vegetable) Fermented Foods and Relishes and Chutney; One jar
- \*Class 2012 Tomato/Tomato Products Tomato Juice and Tomato Salsas; One jar
- \*Class 2013 Meats; One jar
- \*Class 2014 Dried Foods: One Small Jar

#### Section C – Intermediate (4-H age 12-13)

- \*Class 2015 Sweet Spreads (Fruit and/or Vegetables), Syrups; One jar
- \*Class 2016 Fruits, Juices, Fruit mixtures (Salsa, Pie Filling, etc.) One jar
- \*Class 2017 Low Acid Vegetables (green beans, corn, etc. or vegetable mixtures.); One jar
- \*Class 2018 Pickles (Fruit or Vegetable) Fermented Foods and Relishes and Chutney; One jar
- \*Class 2019 Tomato/Tomato Products Tomato Juice and Tomato Salsas; One jar
- \*Class 2020 Meats; One jar
- \*Class 2021 Dried Foods: One Small Jar

#### Section D – Senior (4-H age 14-18)

- \*Class 2022 Sweet Spreads (Fruit and/or Vegetables), Syrups; One jar
- \*Class 2023 Fruits, Juices, Fruit mixtures (Salsa, Pie Filling, etc.) One jar
- \*Class 2024 Low Acid Vegetables (green beans, corn, etc. or vegetable mixtures.); One jar
- \*Class 2025 Pickles (Fruit or Vegetable) Fermented Foods and Relishes and Chutney; One jar
- \*Class 2026 Tomato/Tomato Products Tomato Juice and Tomato Salsas; One jar
- \*Class 2027 Meats; One jar
- \*Class 2028 Dried Foods: One Small Jar

### Division 21: 4-H FOODS – DECORATED CAKES AND DECORATED CUPCAKES

Exhibit Check In: Tuesday, July 24, 2018 – American Legion Hall  
Judging: Beginning at 8:30 a.m.



1. Read 4-H & FFA General Rules and Division 18 Foods & Nutrition Rules.
2. 4-H'ers enrolled in Foods projects may enter a decorated cake or decorated cupcakes.
3. Cakes or cupcakes decorated with fondant are acceptable.
4. Cakes or cupcakes **MUST** be made or baked from a mix or scratch. A decorated food item must be a food item, not a decorated box. 4-H'ers entering decorated cakes or cupcakes are to bring: **the back panel from the cake box or package, or the recipe with the exhibit. A recipe for the frosting must be included and written on a card.** Vegetable shortening frostings are recommended, not butter, margarine, or cream. Recipe is available at the Extension Office. No canned frosting allowed.
5. Decorated items will be judged on the decoration and not quality of the cake.
6. Wilton Enterprises will provide a "Best of Class" certificate and a 20 Piece Beginning Buttercream Decorating set for the Grand Champion Decorated Cake and Grand Champion Decorated Cupcakes. The Reserve Grand Champion Decorated Cake and Reserve Grand Champion Decorated Cupcakes will receive the Color Swirl 3-Color Coupler Decorating Kit.
7. Cupcakes must follow a theme (example: holiday, birthday, graduation, novelty, etc.). Must have 12 cupcakes. Cupcakes for the Decorated Cupcake contest may be displayed in liners.

#### Section A – Decorated Cake

- Class 2101 Beginner Decorated cake. 4-H age 7-8. Can include gingerbread house.
- Class 2102 Junior Decorated cake. 4-H age 9-11. Can include gingerbread house.
- Class 2103 Intermediate Decorated cake. 4-H age 12-13. Can include gingerbread house.
- Class 2104 Senior Decorated cake. 4-H age 14-18. Can include gingerbread house.

#### Section B – Decorated Cupcakes

- Class 2105 Beginner Decorated cupcakes. 4-H age 7-8.
- Class 2106 Junior Decorated cupcakes. 4-H age 9-11.
- Class 2107 Intermediate Decorated cupcakes. 4-H age 12-13
- Class 2108 Senior Decorated cupcakes 4-H age 14-18

### MISCELLANEOUS DIVISIONS

#### Division 22: 4-H DOGS

River Valley 4-H Dog Show  
Saturday, July 14<sup>th</sup> – Commercial Building  
Cloud County Fairgrounds  
Exhibit Check In: 8:00 a.m.

Judging: 9:00 a.m.

1. Read 4-H & FFA General Rules.
2. The State 4-H Dog Show Immunization Record (MG-34 Revised October 2017) must be completed for each dog at the show. The fully completed form must be submitted with fair pre-entry forms by June 18, 2018. Dogs without the immunization record will not be allowed to show. Required vaccinations include: Bordetella, Distemper, Hepatitis, Parvovirus, Parainfluenza, and Rabies. The rabies vaccination must be administered by a licensed veterinarian. All vaccinations must be current. Dogs must be at least 6 months of age at time of show.
3. The 4-H Dog Shows of the four county fairs within the River Valley Extension District will be a combined event with recognition, premiums and ribbons awarded by each individual county fair. The event will be held at the Commercial Building on the Cloud County Fairgrounds on the Saturday prior to the beginning of the earliest fair in the district. Registration will begin at 8:00 a.m. Show will be at 9:00 a.m. Each county is responsible to provide a superintendent to assist at the dog show, including but not limited to, set up, tear down, records, and awards.
4. The 4-H member must have personally trained and groomed the dog they are going to show.
5. No dog in season will be allowed to show or compete and must be removed from the fairgrounds.
6. A dog may be only shown once in a Showmanship class, Obedience class, and Rally class for a total maximum of three (3) times.
7. Baiting dogs will not be allowed.
8. Any dog fouling the ring will receive a white ribbon. Owners should collect all dog waste in plastic bags and put in trash.
9. A dog and handler will be dismissed and disqualified due to the dog leaving the ring out of control, the dog being overly aggressive, or handler using abusive language or techniques, or handler displaying unsportsmanlike conduct. Any abuse of dogs on the grounds, or in the ring, will result in disqualification. This decision can be made by the judge inside the show ring and by the superintendent in any location on the show grounds.
10. A well-fitting collar of leather, chain, or fabric is to be used for Obedience and Rally Obedience; and for Showmanship, a show lead that serves as both collar and lead or a fine link chain collar, a "snake" chain, or a fabric slip collar with a narrow, lightweight fabric or leather lead. Spiked, pinch, or special training collars are not allowed. Hanging objects from collars are not allowed.
11. Dogs must be kept on leash at all times except when in the obedience class. Dogs are not allowed to run at large.

12. All classes will follow rules as listed in the published Kansas 4-H Dog rule books: Kansas 4-H Dog Show Rule Book(S-46 (Revised), April 2012; Kansas 4-H Agility Dog Show Rule Book, S-124 (Revised), March 2012; and Kansas 4-H Rally Obedience Rule Book, 4H965 (Revised), March 2012. Other guidelines used are: Kansas 4-H Dog Show Judge's Guidelines Showmanship/Obedience, S82 (Revised), January 2013 and Kansas 4-H Rally Obedience Dog Show Judge's Guide, 4H1023, March 2013.
13. Score sheets are available at [http://www.kansas4-h.org/events-activities/fairs/kansas-state-fair/docs/dog/State\\_Fair\\_Dog\\_Show\\_Score\\_Sheets.pdf](http://www.kansas4-h.org/events-activities/fairs/kansas-state-fair/docs/dog/State_Fair_Dog_Show_Score_Sheets.pdf) or through your local Extension Office for showmanship and obedience.
14. **Showmanship:** Entries will be judged on fitting of the dog: clean and well brushed, tone and condition of coat; healthy appearance; teeth, toenails and eyes. Handler will be judged on alertness, grace and ease; coordination with the dog; reaction of dog to handler with straight, even gait and movement of dog.
  - Ribbon Groups: Purple 95-100 points  
Blue 90-94.5 points  
Red 80-89.5 points  
White 79.5 points or less
15. **Obedience:** A 4-H member may enter only one dog per class. See advancement rule #18. A score of 170 points or greater (blue or purple) is a qualifying score, with at least 50% in each exercise. In case of tie, a run-off on the heel free exercise will be held with one team performing at a time.
  - Ribbon Groups: Purple 190-200 points  
Blue 170-189.5 points  
Red 150-169.5 points  
White 149.5 points or less
16. **Advancement for Obedience and Rally Obedience:** After receiving two qualifying scores (blue or purple) from two different judges, a rally obedience team must advance to the next level at the start of the next 4-H year.

**Section A – Showmanship**

- Class 2201 Beginner Showmanship (4-H age 7-8)
- \*Class 2202 Junior Showmanship (4-H age 9-11)
- \*Class 2203 Intermediate Showmanship (4-H age 12-14)
- \*Class 2204 Senior Showmanship (4-H age 15 and over)

**Section B – Obedience**

- Class 2205 Pre-Novice A, first year handler, first year dog only. All exercises on leash.
- Class 2206 Pre-Novice B, Experienced handler with first year dog, first year handler with experienced dog; or experienced handler and experienced dog. All exercises on leash.
- \*Class 2207 Novice, For experienced handlers with beginner dogs or those not qualifying in Novice the previous year.
- \*Class 2208 Graduate Novice
- \*Class 2209 Open A
- \*Class 2210 Open B
- \*Class 2211 Utility A
- \*Class 2212 Utility B

**Section C – Rally Obedience Competition**

- Class 2213 Rally Level I (on lead)
- \*Class 2214 Rally Level II
- \*Class 2215 Rally Level III

**Division 23: 4-H ENERGY MANAGEMENT**

Exhibit Check In: Tuesday July 24, 2018 9:00 a.m. – 12:30 p.m.  
Judging: Tuesday, July 24, 2018 1:00 p.m.

1. Read 4-H & FFA General Rules.
2. Items that have been in use should be cleaned for exhibit.
3. A sheet of operating instructions should be furnished for any exhibit not self-explanatory.
4. Projects (classes, 2301, 2302 and 2303) must be operable using only 110 or 120V AC or battery power. If battery power is required, batteries must be furnished.
5. Any project with a complexity of size or electronics must have (a) instructions for assembly and use and (b) equipment available at the time of judging for actual testing of the exhibit.
6. No hand dipped solder may be used on exhibits.

**Section A – Electrical and Electronics**

- \*Class 2301 AC Electric Projects. Electric projects with a 110 or 120 V alternating current (AC) power source. Some project examples are household wiring demonstrations, small appliances, extension cords, trouble lights, indoor or outdoor wiring boards, or shop lights. Projects may be a restoration or original construction. The project must be operational and meet minimum safety standards. AC projects must be 110/120V, no 240V exhibits are allowed, and must be constructed such that the judge has wiring access to examine the quality and safety of workmanship.
- \*Class 2302 DC Electric Project. Electric projects with a battery or direct current power source. This class includes electric kits or original projects. This class also includes demonstration DC powered projects. Examples include: wiring two or three way switches, difference between series/parallel lighting circuits or wiring doorbells switches. All DC electric projects must include batteries supplied by 4-H'er. Projects must be constructed such that the judge has access to examine the quality of wiring workmanship.
- \*Class 2303 Electronic Projects. Electronic Projects. Electronic projects with a battery or direct current power source. This class includes electronic kits or original projects. Examples include radios, telephones, toy robots, light meters, security systems, etc. May be constructed using printed circuit board, wire wrap, or breadboard techniques. Include instruction/assembly manual if from a kit. Include plans if an original project. Projects must be constructed such that the judge has access to examine the quality of wiring workmanship.
- \*Class 2304 Educational Displays and Exhibits. The purpose of the educational display and exhibit is to educate the viewer about a specific area of the 4-H electrical or electronics project. The display or exhibit should illustrate one basic idea. This class includes any educational displays, exhibits or science fair projects which DO NOT have a power source, i.e. exhibits, posters or displays or wire types, conduit types, electrical safety, tool or motor parts identification or electrical terminology. Educational displays and exhibits must be legible from a distance of four feet using a maximum tri-fold size of 3' x 4'.

**Section B – Small Engines** - All exhibits should involve engines smaller than 20 horsepower for classes 2305-2307. Displays are limited to 4' wide and 4' deep - both upright and floor displays.

- \*Class 2305 DISPLAY - Exhibit a display, selecting one of the following options: 1) a display identifying different engine or lawn and garden equipment parts or a display showing the function of the various engine or lawn and garden equipment parts; OR 2) a display identifying and explaining the function(s) of different special tools needed for small engine work; OR 3) a display illustrating and providing the results of any one of experiments that are included in the project books. No complete engines, lawn tractors, tillers, chainsaws are permitted for display. Maximum tri-fold size is 3' x 4'.
- \*Class 2306 MAINTENANCE - Exhibit a display that illustrates either 1) Routine maintenance procedures OR 2) Diagnosing and troubleshooting specific problems in an engine. No complete engines, lawn tractors, tillers, chainsaws, etc. are permitted for display, using a maximum tri-fold size of 3' x 4'.
- \*Class 2307 OPERATION - Exhibit an operable small engine (no more than 20 HP) overhauled or rebuilt by the member. Include maintenance schedule for the engine and a brief description of steps taken by the member overhauling or rebuilding the engine. Maximum tri-fold size is 3'x4'. Engine should contain no fuel in tank or carburetor.

**Section C – Alternative Energy** - A form of energy derived from a natural source, such as the sun, geothermal, wind, tides or waves. All exhibits in this division are limited in size to standard, tri-fold, display boards (36" X 48") and items may not extend beyond 12" from the back board. All displays must be self-standing.

- \*Class 2308 EDUCATIONAL DISPLAY - Create an exhibit that addresses a focused topic related to power generated from a renewable energy source. The purpose of the exhibit is to inform and create awareness.
- \*Class 2309 EXPERIMENT – Display an experiment addressing a problem or question related to power generated from a renewable energy source. Include hypothesis, background research, variables, a control, data, findings, conclusions and recommendations for future study.

### Division 24: 4-H ENTOMOLOGY

Exhibit Check In: Friday, July 13, 2018 – Washington Office

Judging: Friday, July 13, 2018 2:00 p.m.

1. Read 4-H & FFA General Rules.
2. We are transitioning from the taxonomy as listed in the "Insects in Kansas" book to the taxonomy listed on the "Insects in Kansas Book: 2016 Revised Taxonomy" which follows [www.bugguide.net](http://www.bugguide.net). Resources for exhibiting can be found on the State Kansas 4-H Website: <http://www.kansas4-h.org/projects/agriculture-and-natural-resources/entomology.html>.
3. **Collection Classes**
  - A. All entries should be submitted in an 18 x 24 x 3.5 inch wooden display box with a clear plastic top (such as plexiglass). Boxes can be handmade or purchased as long as they are of the correct size. Please visit the website listed above for box instructions and plans.
  - B. During the transition, Orders & Family names should follow the taxonomy either:
    - i. As printed in "Insects in Kansas" book OR
    - ii. As printed on the "Insects in Kansas Book: 2016 Revised Taxonomy", which follows [www.bugguide.net](http://www.bugguide.net)Project members are encouraged to progress towards option ii by 2019 or as revised "Insects in Kansas" book is available.
  - C. Each exhibitor is required to identify each box with two identification labels bearing Exhibitor's name, county or district, the class, and statement of taxonomy used:
    - i. "Insects in Kansas" book OR
    - ii. "Insects in Kansas Book: 2016 Revised Taxonomy", which follows [www.bugguide.net](http://www.bugguide.net)One label goes in the upper left corner of the box (inside) and the other on the lower right corner of the box (outside). Arrange specimens in the box so the box can be displayed lengthwise.
  - D. The number of orders, specimens (and families where required) must be included on both of the exhibitor's box identification labels. Only adult specimens can be used in collection boxes; however, one female and one male of a species correctly identified can be displayed.
  - E. Arrangement of specimens: The preferred method is to arrange the insects in groups or rows parallel to the short sides of the box. Arrangements that run lengthwise of the box are frequently downgraded in judging. Specimens are to be arranged by Order in the box, then Family where required. The sequence arrangement of the Orders in the box will be left up to the member. It is suggested to put the Lepidoptera and Coleoptera in the center of the collection (for Intermediate and Advanced Classes to put these two orders in a box). Then work the other orders around them.
  - F. For each collection class, two labels will be centered on the pin beneath each specimen. First (closest to the specimen) is the common name label and the second label should include date/locality. Full county name and state abbreviation on the second label are encouraged for 2016 and will be required by 2019. Collector's name on the date/locality label is optional.
  - G. The specimens should be collected by the exhibitor and should focus on Kansas insects. Insects may be collected from one county into bordering states and labeled accordingly. Other specimens from the United States may be included as long as they are properly labeled and placed in a separate section of the box labeled "Out of State Insects". These specimens will not be included in the count for judging/scoring. Emphasis in judging will be placed on the overall variety of insects represented in the collection, accuracy of identification, skill and technique acquired in mounting of specimens, and overall arrangement and appearance of the collection.
  - H. Only specimens of the class Insecta should be included. *This means specimens from arachnids, such as spiders, millipedes, centipedes, ticks, mites, etc. will not be judged or included in overall specimen count.*
  - I. Purchased insects are not to be exhibited in collections, but they may be used in educational displays.
  - J. Specimens of soft bodied insects such as aphids, lice, termites, etc. should be exhibited in alcohol filled vials; however, the use of alcohol filled vials should be limited to only those specimens that lose their shape when pinned, since the vials pose a significant hazard to the rest of the collection if they become loose in transit.
  - K. Points will be deducted from collections if:
    - i. Non insects and out of state specimens are not in a designated "display only" area.
    - ii. Any specimens are immature.
4. **Notebook Classes**
  - A. Individual entries are to be placed for display in a three-ring notebook for competition.
  - B. During the transition, Orders & Family names should follow the taxonomy either
    - i. as printed in "Insects in Kansas" book or
    - ii. as printed on the "Insects in Kansas Book: 2016 Revised Taxonomy", which follows [www.bugguide.net](http://www.bugguide.net).Project members are encouraged to progress towards option b by 2019 or as revised "Insects in Kansas" book is available.
  - C. 4-H'ers who have been previously enrolled in or are currently enrolled in the other phases of the Entomology project need to start with the Beginning Phase of Entomology Notebooks, not the Introductory Phase.
  - D. Each exhibitor is required to identify the notebook by placing a Title Page in the front of the notebook bearing the exhibitors name, county or district and class 4-H'er is enrolled in and statement of taxonomy used:
    - i. "Insects in Kansas" book or
    - ii. "Insects in Kansas Book: 2016 Revised Taxonomy", which follows [www.bugguide.net](http://www.bugguide.net)The number of orders, specimens and families (required in Intermediate and Advanced classes) must also be included on the Title Page.
  - E. Specimen pages should be grouped according to order and should include one page per species. If more than one insect is in the photo, an arrow to indicate identified insect should be used.
  - F. Date, common name, full county name and state abbreviation should be included for each species. Collector's name on the specimen page is optional.
  - G. Specimen pages should have two different views of the insect if possible. If pictures are taken on different dates/localities, include information for both.
  - H. A statement describing the habitat where found/host plant may be included and is encouraged and will be worth a bonus 10 points total, not per page. For Intermediate and Advanced notebooks, this is strongly encouraged.
  - I. A divider page is to be placed in front of each order of insects with the order name printed on the tab for the page as well on the front of the divider page.
  - J. For the Intermediate and Advanced classes, insects are also to be grouped by family behind each order divider.
  - K. If the exhibitor has been in the same class for more than one year, a separate sheet of paper needs to be added stating how many years the exhibitor has been in this class of the project and what the exhibitor did this year to improve their notebook. Place the paper just behind the Title Page in the front of the notebook.
  - L. A special project must be completed each year and included in the notebook. See project guideline materials for specifications.
5. **Educational Display Classes**
  - A. All entries should be submitted in an 18 x 24 x 3.5 inch wooden display box with a clear plastic top (such as plexiglass). Boxes can be handmade or purchased as long as they are of the correct size. Arrange display in the box so the box can be displayed lengthwise.

- B. Each exhibitor is required to identify each box by placing two identification labels bearing exhibitor's name, county or district and the class in the box. One label goes in the upper left corner of the box (inside) and the other on the lower right corner of the box (outside). Information on numbers and kinds of insects is not needed for educational exhibits.
- C. Displays may consist of specialized groups of insects or their close relatives, or relate to any aspect of their behavior, biology or ecology.
- D. Displays should be presented in a clear, concise, and interesting manner.
- E. Displays should include only work performed during the current year.
- F. Title of the exhibit should be indicated inside the box.
- G. The purpose of the project is to learn more about the importance, life cycles, biology, ecology, diversity, etc. of insects and related arthropods. Subject matter can be as varied as the animals themselves.
- H. Creativity is encouraged!

#### Section A – Collection Classes

- Class 2401 Introductory Entomology - designed for beginners. 4-H'ers may exhibit in this class a maximum of three years. Display in one standard box. Number of specimens: 18 minimum, 50 maximum. Number of orders: minimum of six basic orders.  
 Orthoptera: grasshoppers, crickets, katydids  
 Hemiptera: bugs  
 Homoptera: cicadas, leafhoppers, aphids  
 Coleoptera: beetles  
 Hymenoptera: wasps, ants, bees  
 Diptera: flies
- Each of these six orders shall be represented by at least three different species. Order labels shall be pinned to the base of the box. Two labels are required on each specimen. The first label directly beneath the insect, centered on the pin, is the common name label. Examples of common names include: grasshopper, cricket, flies, etc. The second label is a locality/date label. It will be centered on the pin beneath the common name label. Locality refers to location where insect was collected. Date refers to the date specimen was collected. Labels should be uniform in size and neat, hand printing is preferred.
- \*Class 2402 Beginning I Entomology - Display in one standard box a minimum of 50 and maximum of 125 species representing at least 7 orders. Follow the general guidelines listed for Collections. Members can exhibit in this class a maximum of 3 years or until they receive a purple ribbon at the Kansas State Fair, whichever comes first.
- \*Class 2403 Beginning II Entomology - Display in one standard box a minimum of 75 and maximum of 150 species representing at least 9 orders. Follow the general guidelines listed for Collections. Members can exhibit in this class a maximum of 3 years or until they receive a purple ribbon at the Kansas State Fair, whichever comes first.
- \*Class 2404 Intermediate Entomology - Display a minimum of 100 and a maximum of 300 species representing at least 10 orders. Two standard boxes can be used. Follow the general guidelines listed for Collections. In addition, family identification is required for all insects in any two of the following six orders: (Only two will be counted for judging)
- a) "Insects in Kansas" book -Orthoptera, Hemiptera, Homoptera, Coleoptera, Hymenoptera, and/or Diptera
  - OR
  - b) "Insects in Kansas Book: 2016 Revised Taxonomy", which follows [www.bugguide.net](http://www.bugguide.net) - ,Odonata, Orthoptera, Hemiptera, Coleoptera, Hymenoptera, and/or Diptera.
- Members can exhibit in this class a maximum of 3 years. A 4-H'er may move up if they receive a purple ribbon.
- \*Class 2405 Advanced Entomology - Display a minimum of 150 and a maximum of 450 species representing at least 12 orders. Three standard boxes can be used. Follow the general guidelines listed for Collections. Family identification is required for all insects belonging to the six basic orders as outlined under the Intermediate phase. Only families in the above six orders will be counted for judging. Family identification of insects in the remaining orders is optional, but desirable as long as accuracy is maintained. On a piece of paper list what you did to improve your collection during the current year. Examples: what insects did you add or replace; what orders and/or families you added; what Leadership you provided in this project; and/or what insects you have studied. Attach paper to the back of one of the display boxes. Members may continue to exhibit in this class at the Kansas State Fair for an unrestricted number of years as long as they remain eligible for 4-H membership.

#### Section B – Notebook Classes

- \*Class 2406 Introductory Entomology - Display a minimum of 10 and a maximum of 30 insect species representing at least 6 different orders. Follow the general guidelines listed for Notebooks, including the Special project. A 4-H member must be of minimum age to compete at the Kansas State Fair. A 4-H member may exhibit in this class for a maximum of two years.
- \*Class 2407 Beginning Entomology - Display a minimum of 20 and a maximum of 60 insect species representing at least 7 different orders. Follow the general guidelines listed for all Notebooks, including the Special project. Members can exhibit in this class a maximum of 3 years or until they receive a purple ribbon at the Kansas State Fair, whichever comes first.
- \*Class 2408 Intermediate Entomology - Display a minimum of 60 and a maximum of 100 species representing at least 9 orders. Follow the general guidelines listed for Notebooks, including the Special project. In addition, family identification is required for all insects in any two of the following six orders: (Only two will be counted for judging)
- a) "Insects in Kansas" book -Orthoptera, Hemiptera, Homoptera, Coleoptera, Hymenoptera, and/or Diptera
  - OR
  - b) "Insects in Kansas Book: 2016 Revised Taxonomy" which follows [www.bugguide.net](http://www.bugguide.net) - Odonata, Orthoptera, Hemiptera, Coleoptera, Hymenoptera, and/or Diptera
- A 4-H'er may exhibit in this class a maximum of three years. A 4-H'er may move up if they receive a purple ribbon.
- \*Class 2409 Advanced Entomology - Display a minimum of 100 and a maximum of 200 species representing at least 12 orders. Follow the general rules listed for Notebooks, including the Special project. Follow the general guidelines listed for Notebooks. Family identification is required for all insects belonging to the six basic orders as outlined under the Intermediate phase. Only families in the above six orders will be counted for judging. Family identification of insects in the remaining orders is optional, but desirable as long as accuracy is maintained. Members may continue to exhibit in this class for an unrestricted number of years as long as they remain eligible for 4-H membership.

#### Section C – Educational Display Classes

- \*Class 2410 Beginning - Class for individuals that are exhibiting in the Beginning I and II Collection or Beginning Notebook Classes. If only exhibiting in this category, then 4-H ages 7-12. Follow the general rules listed for the Educational displays.
- \*Class 2411 Intermediate - Class is for individuals that are exhibiting in the Intermediate Collection or Intermediate Notebook Classes. If only exhibiting in this category, then 4-H ages 11-14. Follow the general rules listed for the Educational displays.
- \*Class 2412 Advanced - Class is for individuals that are exhibiting in the Advanced Collection or Advanced Notebook Classes. If only exhibiting in this category, then 4-H ages 13-18. Follow the general rules listed for the Educational displays.

#### Section D – Honey

- Class 2413 Extracted/Strained Honey – light and/or amber. Entry shall consist of three 1 lb. glass Queenline jars or clear glass jars, no inner seals in lids. All jars must be plain and free of labels.
- Class 2414 Other Honey – Wax, Comb, etc.

## Division 25: 4-H GEOLOGY & LAPIDARY

Exhibit Check In: Friday, July 13, 2018 – Washington Office

Judging: Friday, July 13, 2018 2:00 p.m.

1. Read 4-H & FFA General Rules.
2. The exhibit box should be 18" x 24" x 3½ ". Plexiglass covers are required. Boxes with glass covered WILL NOT be accepted. All specimens are to be arranged across the narrow (18") dimension of the exhibit box, making the exhibit 18" across the top and 24" deep exactly. If a box has a sliding plexiglass cover, it must be removable from the top. Screws, locks, or other devices that would prevent judges from removing glass cover should not be used. For Lapidary classes 2508 – 2513 only, the dimensions of the box should be appropriate for the display, but should not exceed 18"x24"x3 ½".
3. Each exhibitor is required to identify each display box by placing an identification label bearing name, county, and number of specimens in the upper left-hand corner of the plexiglass cover (inside -- use clear double-sided tape to adhere gummed labels) and by attaching a label with the same information on the lower right corner of the box (outside).
4. Exhibitor may enter in both geology and lapidary classes. Exhibitor may show in only one of the following geology classes: 2501, 2502, 2503, 2504 or 2505. Exhibitor may also show in geology class 2506 (special exhibit), 2507 Mineralogy and in one lapidary class.
5. Geology specimens should be labeled with the number of the specimens, date collected, specimen name or description, and locality (county only) where collected.
6. For the geology classes 2501, 2502, 2503, 2504, 2505 specimens should be mounted in the box by proper groups - rocks, minerals, fossils. Fossils must be identified to the Phylum, Class and Genus level. Genus name is to begin with a capital letter. Species name is all lower case. Genus and species names must either be italicized or underlined, not both. The words, "phylum, class, genus" on labels are to be spelled out, not abbreviated. More than one specimen of the same kind of rock or mineral or species of a fill may be exhibited if this duplication represents different geological formation. Specimen label must show this distinction (Fort Hays limestone, not just limestone; calcite from the Greenhorn Formation, not just calcite; Phylum: Brachiopoda Class: Articulata Genus: Composita from the Morrill Limestone Member, not just Phylum: Brachiopoda Class: Articulata Genus: Composita).
7. For geology classes 2501-2505, and 2507 all specimens must be collected (not purchased) from locations in Kansas, with the exception of Tri-State Mining Area specimens collected from these three adjacent counties: Ottawa County, OK; Newton and Jasper Counties, MO. Other out-of-state specimens will not count in the minimum number for the class, nor will they be considered in the judging.
8. **Lapidary:**
  - A. The lapidary classes will be judged on the following criteria:
    - Workmanship and Content - 60 points
    - Presentation and Showmanship - 30 points
    - Accuracy of Information - 10 points
  - B. All lapidary specimens should be labeled with the following information:
    - Specimen name; Place of origin (country, state, or county; county required for Kansas specimens); Purchased or self-collected; Date lapidary treatment began; Date lapidary treatment completed (Treatment completed after the State Fair is considered a new year specimen).
  - C. Special lapidary exhibits should be entered in class 2513. Please note that each member is limited to one entry in this class.

### Section A – Geology

- Class 2501 Geology. Display at least 7 rocks, minerals, or fossils collected during the current 4-H year. Exhibitor is limited to one exhibit box. For youth displaying in Geology for 4-H age 7 and 8 year olds.
- \*Class 2502 Geology. Display at least 15 rocks, minerals, or fossils collected during the current 4-H year. Exhibitor is limited to one exhibit box. This class is open to those exhibiting for their first year at the Kansas State Fair.
- \*Class 2503 Geology. Display at least 30 different rocks, minerals, or fossils, at least 5 of each. **Fifteen must be collected during the current 4-H year.** Exhibitor is limited to one exhibit box. This class is open to those exhibiting for their first or second year at the Kansas State Fair.
- \*Class 2504 Geology. Display at least 45 rocks, minerals, or fossils, at least 5 of each. **Fifteen must be collected during the current 4-H year.** Exhibit limited to two boxes. Identify the rocks as igneous, metamorphic or sedimentary. These rock types must be spelled out on labels or have a legible key. This class is open to those exhibiting for their third or fourth year at the Kansas State Fair.
- \*Class 2505 Geology. Display at least 60 rocks, minerals, or fossils, at least 5 of each. **Fifteen must be collected during the current 4-H year.** Exhibit limited to two boxes. Identify the rocks as igneous, metamorphic or sedimentary. These rock types must be spelled out on labels or have a legible key. This class is open to those exhibiting for their fifth or sixth year at the Kansas State Fair.
- \*Class 2506 Geology Educational Exhibit: Exhibit relating to everyday living; or to a mineral test, a rock formation, geological history, species of a fossil, forms of one mineral, a variation of one kind of rock, archaeological artifact, or Indian artifact. Digital formats are accepted. Please make arrangement for the judge to view your exhibit and have a hard copy for display. Exhibit limited to 4 feet of table space. **Care should be taken to use durable materials that will withstand fair conditions.** Exhibitor may also exhibit in lapidary class.
- \*Class 2507 Mineralogy. Display a minimum of 15 mineral specimens collected in Kansas, at least 5 of which have been collected during the current 4-H year. The minerals are to be grouped by mineral class (ie: Carbonates, Oxides, Silicates) and at least 3 classes must be represented. The member must use one standard display box (see rule # 4). The specimens must be labeled with the number of the specimen, date collected, name of specimen, county where collected and chemical composition (ie: CaCO<sub>3</sub> to calcite) if known.

### Section B – Lapidary

- Class 2508 Lapidary. Display at least 2 varieties of polished (tumbled) specimens and 2 varieties of unpolished specimens that have not yet received lapidary treatment. These do not have to be an example of "before and after", nor do they have to be self-collected. Locales must be identified.
- \*Class 2509 Lapidary. Display at least 5 varieties of polished (tumbled) specimens and 5 varieties of unpolished specimens that have not yet received lapidary treatment. These do not have to be an example of "before and after", nor do they have to be self-collected. Locales must be identified.
- \*Class 2510 Lapidary. Display before-and-after examples of at least 3 varieties of specimens, at least 2 tumble-polished and 2 unpolished of each. There is no requirement that the 4-H'er collect any of these. Locales must be identified. Lapidary work should be done during the current 4-H year.
- \*Class 2511 Lapidary. Display before-and-after examples of at least 6 varieties of specimens, at least 2 tumble-polished and 2 unpolished of each. At least two varieties should be collected from the native site by the 4-H'er, at least one of which comes from Kansas. Locales must be identified. Lapidary work on at least three varieties should be done during the current 4-H year.
- \*Class 2512 Lapidary. Display before-and-after examples of at least 9 varieties of specimens, at least 2 tumble-polished and 2 unpolished of each. At least three varieties should be collected from the native site by the 4-H'er, at least two of which comes from Kansas. Locales must be identified. Lapidary work on at least three varieties should be done during the current 4-H year.
- \*Class 2513 Lapidary. Exhibit at least 6 specimens that have not previously been exhibited, which have received lapidary treatment. Lapidary treatment may consist of polishing, and end, face, or flat lapping. Specimens must represent at least 3 different varieties and include at least three cabochons of any size or shape, only one of which may be free-formed. A cabochon is a style of cutting in which the top of the stone forms a domed or curved convex surface. Three of the specimens must be mounted into jewelry findings.

## Division 26: 4-H HOME ENVIRONMENT

Exhibit Check In: Tuesday, July 24, 2017 9:00 a.m. – 12:30 p.m.

Judging: Tuesday, July 27, 2018 1:00 p.m.

1. Read 4-H & FFA General Rules.
2. Educational poster or display or notebooks may include swatches, colors, stories, photographs, and project records, which detail what was accomplished this year with a given indication of long-term plans.
3. Single exhibits must include an explanation of how exhibit was made, which can be put on a poster, story, or by another method.

### Section A – Exhibits

- \*Class 2601 Single Exhibit. An article made or refinished by the 4-H member for the home.
- \*Class 2602 Educational Poster or Display. Posters must be no larger than 22"x 30". Displays are not to exceed a standard commercial 3' x 4' tri-fold display board.
- \*Class 2603 Notebook

## Division 27: 4-H INDIVIDUAL PROJECT DISPLAYS

Exhibit Check In: Tuesday, July 24, 2018 9:00 a.m. – 12:30 p.m.

Judging: Tuesday, July 24, 2018 1:00 p.m.

1. Read 4-H & FFA General Rules.
2. 4-H members may exhibit any project not covered in separate fair classes. Exhibit may be a display, constructed model, poster, or anything that the 4-H member has made as a part of their project. Project notebooks, posters and displays must represent a project carried by the 4-H member.
  - A. Individual Project Displays may include Leadership, Citizenship, and Exploring 4-H posters.
3. Entries may be made as an individual.
4. Poster size no larger than 22"x 30".
5. Display size maximum size is 2' x 3' x 18" depth – science fair type tri-fold display board.

### Section A – Individual Project Displays

- Class 2701 Junior Division: Notebook, Poster, or Display
- Class 2702 Intermediate Division: Notebook, Poster, or Display
- Class 2703 Senior Division: Notebook, Poster, or Display
- Class 2704 Other type of exhibit - anything exhibitor has made as part of their project that cannot be entered under another division or class)

## Division 28: 4-H PETS

Exhibit Check In: Tuesday, July 24, 2018

Judging: 1:00 p.m.

1. Read 4-H & FFA General Rules.
2. Pets will be brought in to show and then taken back home. All pets must be checked out immediately after the show
3. Pet must be caged or penned.
4. Cats are required to have a collar and leash. Cats must have proof rabies and distemper shots. Bring current vaccination record to judging.
5. Any animal that has its own judging division cannot be entered in this division, (Ex: Dog, Chicken, Horse, etc.) Exception: guinea pigs and rabbits raised as pets and not meeting criteria to be shown in the Rabbit division may show here.
6. County Fair Recognition – a recognition display will be developed and displayed. Champions Awards will be designated on this display.

### Section A – Pets

- Class 2801 Cats
- Class 2802 Rabbits
- Class 2803 Gerbils, Hamster, Ferrets, Guinea Pig
- Class 2804 Reptiles, Turtles
- Class 2805 Fish
- Class 2806 All other Hand Pets
- Class 2807 Best decorated cage or aquarium
- Class 2808 Educational Exhibit – Posters (no larger than 22"x 30") or Notebooks/Scrapbooks

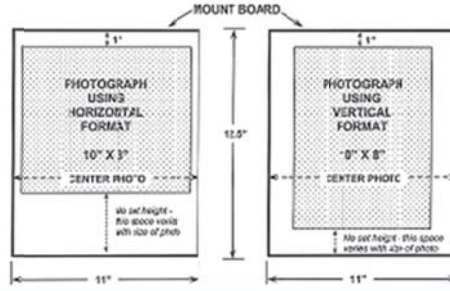
## Division 29: 4-H PHOTOGRAPHY

Exhibit Check In: Tuesday, July 17, 2017 – CCCC

Judging: 8:30 a.m.

1. Read 4-H & FFA General Rules.
2. 4-H member may enter a total maximum of 10 entries in the photography division. With a maximum four entries in color, four entries in black and white, or four entries in digital composite image classes. A maximum of one entry is allowed in each photo album and photo story.
3. Photographs entered must be the result of the current year's project work by the 4-H member. Photo images must be taken by the 4-H Member (exhibitor).
4. Photographs taken with a digital camera and having no more adjustments than exposure, color intensity or correction, one click filter effect, red eye removal, cropping, dodging and burning should be entered in the standard color or black and white classes. HDR photos are to be entered in the standard photo class.
5. Digital Composite Image: Finished photo must be created from two or more original images photographed by exhibitor. HDR photos do not qualify for this class. Photos will be judged on photographic merit as well as manipulation technique and process. Ribbon placement will be determined by combining the score of each judging section.
6. The black and white classes are for black and white prints only. Monochromatic prints, including sepia prints are considered color photos and must be entered in the appropriate color photo class.
7. Appropriate photo subject matter: Photographic subject matter is expected to follow 4-H standards. For a sense of prohibited subject matter, review the Kansas 4-H Member Code of Conduct; in general, if it is not allowable at a 4-H event, it is not allowable in a 4-H photograph at the Fair.
8. Copyright protections must be observed.
9. Photos with live subject(s) on railroad right away or photos taken from railroad right of way property will not be displayed in Kansas 4-H Photography and will be disqualified and not judged.
10. Decisions as to display and/or penalties will be made as a collaborative effort between judge, superintendent and extension agent.
11. Photo Mounting and Display Instructions. Improperly mounted photos will be awarded a ribbon one placing lower than the placing determined by the official judge.
  - a) Photos are to be mounted photo across the narrow 11" dimension of an 11" x 12.5" sheet of white or cream studio matte board, which may be purchased at the District Extension Office. Photos mounted on poster board will not be displayed.
  - b) A Permanent mount must be made using photographic adhesive.
  - c) No lettering, including dates, is permitted on the front of the mount or on the photo. No underlay or borders are to be used.
  - d) All photos must be no larger than 8"x10" and no smaller than 7"x9", after trimming.
  - e) Remove white border from the photo print before mounting.
  - f) Photos must be mounted with the top edge of the print 1" below the top of the mount. (Board is always oriented narrow side up). The sides of the print must be equal distance from the two sides of the mount. (Exception -- Picture Story, Class 2908).
  - g) To protect exhibits from dust and moisture, place mounted photo in protective plastic bag available from the District Extension Office. DO NOT seal the bag.
  - h) Pick up entry card from Superintendent before judging. Do NOT attach your entry card to photo.

**PHOTO DISPLAY INSTRUCTIONS**



**Section A – Photography**

- \*Class 2901 Color photos taken by 4-H'er with 3 years or less in the project.
- \*Class 2902 Color photos taken by 4-H'er with 4 - 7 years in the project.
- \*Class 2903 Color photos taken by 4-H'er with 8 or more years in the project.
- \*Class 2904 Black and white photos taken by 4-H'er with 3 years or less in the project.
- \*Class 2905 Black and white photos taken by 4-H'er with 4 – 7 years in the project.
- \*Class 2906 Black and white photos taken by 4-H'er with 8 or more years in the project.
- \*Class 2907 Digital Composite Image - Photo must be created from two or more originals taken by the exhibitor. Exhibitor must include a second 11 x 12-1/2 matte board (Explanation Board) mounted with standard size prints of the original photos, 3 x 5 card(s) explaining what manipulation was done and a standard size print of the final photo. Optional, many include prints of editing steps. Photos showing editing steps may be layered. Please put name and Extension Unit on the front of the second board. Explanation Boards will be displayed along with the finished board. Place both matte boards in the same protective plastic after judging. Note: see Rule #6 above for definition.
- Class 2908 Photo Albums: Include a cover and minimum of four pages. Include a short explanation of the purpose of the album on the inside of the front cover.
- Class 2909 Photo Story: Series of 2-5 photos that tell a story (landscape, human interest, animal actions, etc.) Photos may be any size. Photos must be mounted on no more than three 11 x 12.5 photography mounting boards

**Division 30: 4-H READING**

Exhibit Check In: Tuesday, July 24, 2018 9:00 a.m. – 12:30 p.m.  
 Judging: Tuesday, July 24, 2018 1:00 p.m.

1. Read 4-H & FFA General Rules.
2. Poster Size (no larger than 22"x 30")
3. Display Size (maximum size is 2' x 3' x 18" depth –commercial type tri-fold display board)
4. Book Review (can be written or typed, but must have a protective cover)

**Section A – Reading**

- Class 3001 Junior Division (4-H age 7-9) Poster/Book Display/Book Review
- Class 3002 Intermediate Division (4-H age 10-13) Poster/Book Display/Book Review
- Class 3003 Senior Division (4-H age 14-18) Poster/Book Display/Book Review

**Division 31: 4-H SHOOTING SPORTS**

1. Read 4-H & FFA General Rules.
2. A member may exhibit one entry in each class.
3. Take care to select durable materials to withstand Fair conditions.
4. Entries will prominently incorporate the 4-H Clover with KSRE branding and should include the Kansas 4-H Shooting Sports emblem. Failure to do so will penalize entry one ribbon placing. These emblems can be received from the District Extension Office.
5. THE EXHIBIT SIZE RULES WILL BE STRICTLY ENFORCED! Exhibits exceeding the size guidelines will be penalized one ribbon color.
  - a) The educational display must be the standard tri-fold board ONLY, must not exceed standard tri-fold 4' wide x 3' tall. No additional table space available for promotional brochures or display items; content not to exceed display board borders.
  - b) Promotional posters must be flat and no larger than 22"x 30". Content not to exceed display board borders. Posters will be displayed on wall.
  - c) Notebooks must be displayed in a 8 ½ x 11, 3-ring binder.
6. EXHIBITORS MUST COMPLY WITH STATE AND FEDERAL LAWS AND FAIR MANAGEMENT POLICIES. No "live" ammunition containing propellant or explosive powders may be used in any display! An inert substitution must be used in lieu of powder and "live" ammunition. The substitution must be clearly described on the back of the poster, display or in a notebook.
7. Exhibits will not be accepted if they are related to reloads.
8. Name, River Valley District, age and year in project should be in a prominent location on the front of the poster, display, or notebook.
9. Fair Shoot:
  - a) No pre-entry is required to participate in the fair shoot, nor is any fair entry required to receive ribbons or premium from the fair shoot.
  - b) Shooting Sports members that attended a safety meeting conducted by the River Valley 4-H Shooting Sports Certified Instructors and met the minimum four (4) practice shoots during the current 4-H year will be eligible to participate in a District-wide, Joint County Fair Shoot Competition that will be held at a date, time, and location determined by the RVED Shooting Sports Coordinator and the RVED 4-H Agent.
  - c) Youth will be scored individually and ribbons and premiums will be awarded at the county level, according to the premium guidelines of each county fair.
  - d) In addition to the individual ribbons, Champion awards will be given on the county level. In order to be eligible for County Champion Awards:
    - Seniors (4-H age 14-18) must participate in 4 of the 5 disciplines
    - Juniors (4-H age 7-13) must participate in 3 of the 5 disciplines
  - e) County Fair Recognition – a recognition display will be displayed. Champions Awards will be designated on this display.
  - f) None of the local fair boards in the River Valley District are liable for any damage related to participation in the County Fair Shoot.
10. Educational Displays will be judged on the following points:
  - a) Stopping Power.....15
  - b) Interest, Holding Power.....15
  - c) 4-H Project application.....15
  - d) Mechanical Power.....5
  - e) Personal Growth.....25

f) Educational Value.....	25
g) Total.....	100

11. Posters will be judged on the following points:

a) Stopping Power.....	30
b) Interest, Holding Power.....	30
c) 4-H Project application.....	25
d) Mechanical Power.....	15
e) Total.....	100

**Section A – Junior Division (4-H age 7-13)**

- \*Class 3101 Educational Display- Must be directly related to the 4-H Shooting Sports Project (tri-fold only - max 4' wide x 3' tall).
- \*Class 3102 Promotional Poster- Must promote 4-H Shooting Sports (no larger than 22"x30" Poster).
- \*Class 3103 Notebook – Contents pertain to some phase, results, story, or information about 4-H Shooting Sports.

**Section B – Senior Division (4-H age 14-18)**

- \*Class 3110 Educational Display- Must be directly related to the 4-H Shooting Sports Project (tri-fold only - max 4' wide x 3' tall).
- \*Class 3111 Promotional Poster- Must promote 4-H Shooting Sports (no larger than 22"x30" Poster).
- \*Class 3112 Notebook – Contents pertain to some phase, results, story, or information about 4-H Shooting Sports.

**Division 32: 4-H SPACE TECH - AEROSPACE**

Exhibit Check In: Tuesday, July 24, 2018 9:00 a.m. – 12:30 p.m.

Judging: Tuesday, July 24, 2018 1:00 p.m.

1. Read 4-H & FFA General Rules.
2. Members enrolled in the Space Tech project will be sent exhibit guidelines along with fair pre-entry information.

3. Rocketry

- A. Exhibitor may enter up to three exhibits per class.
- B. A 4-H SpaceTech Rocket Exhibit Information Form (available at the Extension Office) must be completed and glued to a 10" x 13" envelope. Plans (or a photocopy) must be placed inside the envelope. This includes original design rockets. If a rocket kit has been modified structurally, notations need to be given indicating the changes made. If rocket has been flown, one or more photographs of the rocket at the launch site are required. Photographs showing the rocket at the moment of ignition are preferred. Photographs should be mounted on one side of one 8 ½" x 11" page.
- C. Rockets lost at the shoot-off must bring base, plans, to fair check-in to receive premiums.

4. Robotics, Astronomy, Computers: Each exhibitor may enter one exhibit per class.

5. Members may enter one educational display, notebook, or poster.

**Section A – Astronomy**

- \*Class 3201 Telescope made from kit
- \*Class 3202 Telescope made from original design

**Section B – Computer Systems**

- \*Class 3203 Computer program, application, app, script, or coded system that is new and unique (not merely a file run in a program, such as a 'word document' or a picture drawn in 'Microsoft Paint.')
- \*Class 3204 Computer presentation (power point, web page/site, animated graphics, etc.)
- \*Class 3205 Single computer system (web server, database server, etc.)
- \*Class 3206 Networked system consisting of two or more computers

**Section C – Robotics**

**Division I – Novice – One to Two Years in Robotics Project**

- \*Class 3207 Robot made from a commercial (purchased) kit.
- \*Class 3208 Robot designed and constructed by exhibitor. The robot must not be a mere modification of an existing robot kit or plan.
- \*Class 3209 Programmable robot made from a commercial (purchased) kit.
- \*Class 3210 Robot designed and constructed by exhibitor or from a commercial kit that is operated by a remote controlled device.
- \*Class 3211 Junk Drawer Robotics-based curriculum robot

**Division II – Intermediate - Three to Four Years in Robotics Project**

- \*Class 3212 Robot made from a commercial (purchased) kit.
- \*Class 3213 Robot designed by exhibitor. The robot must not be a mere modification of an existing robot kit or plan.
- \*Class 3214 Programmable robot made from a commercial (purchased) kit.
- \*Class 3215 Robot designed and constructed by exhibitor or from a commercial kit that is operated by a remote controlled device.
- \*Class 3216 Junk Drawer Robotics-based curriculum robot

**Division III – Professional –Five or More Years in Robotics Project**

- \*Class 3217 Robot made from a commercial (purchased) kit
- \*Class 3218 Robot designed by exhibitor. The robot must not be a mere modification of an existing robot kit or plan.
- \*Class 3219 Programmable robot made from a commercial (purchased) kit.
- \*Class 3220 Robot designed and constructed by exhibitor or from a commercial kit that is operated by a remote controlled device.
- \*Class 3221 Junk Drawer Robotics-based curriculum robot

**Division IV – Team Robotics Project**

- \*Class 3222 Robot designed and constructed by two or more 4-H SpaceTech project members. The robot must not be a mere modification of an existing robot kit or plan. The robot may be a programmable type that is made from a commercial (purchased) kit. This division is designed to encourage teamwork and cooperation among fellow 4-H SpaceTech members. As with many high tech projects today, no one person designs and builds a robot alone. It takes the brainstorming, planning, problem solving, and cooperation of an entire team to complete a given robotics project.

**Section D – Rocketry**

**Division I – Junior Division (4-H age 7-9)**

- Class 3223 Rocket Novice Kit - Assembled, not constructed (Snap together)
- \*Class 3224 Rocket made from kit. Include plans.
- Class 3225 Rocket designed by exhibitor; not merely a modification of an existing kit. Include original plans.

**Division II – Intermediate Division (4-H age 10-13)**

- \*Class 3226 Rocket made from kit. Include plans.
- \*Class 3227 Rocket designed by exhibitor; not merely a modification of an existing kit. Include original plans. (Only State Fair eligible for youth 4-H age 11-13)
- \*Class 3228 Rocket designed by 2 or more exhibitors, not merely a modification of an existing kit. Include original plans. This class is designed to encourage teamwork among individuals and clubs to work on a rocket from the initial design to the finished project. (Only State Fair eligible for youth 4-H age 11-13)

**Division III – Senior Division (4-H age 14-18)**

- \*Class 3229 Rocket made from kit. Include plans.
- \*Class 3230 Rocket designed by exhibitor; not merely a modification of an existing kit. Include original plans.
- \*Class 3231 Rocket designed by exhibitor that uses alternative skins; not merely a modification of an existing kit. Include original plans.



\*Class 3232 Rocket designed by 2 or more exhibitors, not merely a modification of an existing kit. Include original plans. This class is designed to encourage teamwork among individuals and clubs to work on a rocket from the initial design to the finished project.

**Division IV – High Power Rocketry (4-H age 14-18)**

\*Class 3233 High power rocket made from kit or original design

**Section E – Unmanned Aerial Systems**

**Division I – Junior Division (4-H age 7-13)**

\*Class 3234 Unmanned Aerial System designed and constructed by exhibitor that is operated by a remote controlled device. The UAS must not be a mere modification of an existing kit or plan. You may not exhibit a UAS that is purchased off the shelf in this class.

\*Class 3235 Practical application of an Unmanned Aerial System constructed from a commercial (purchased) kit. This includes the UAS, plus one or more of the following: video, notebook, poster, display board, etc. This class is separate from educational exhibits. A tangible use would be mapping Russian olive trees, eroded soils, and bindweed in fields, etc. There are also many other non-agricultural UAS uses that would be appropriate for this class.

**Division II – Senior Division (4-H age 14-18)**

\*Class 3236 Unmanned Aerial System designed and constructed by exhibitor that is operated by a remote controlled device. The UAS must not be a mere modification of an existing kit or plan. You may not exhibit a UAS that is purchased off the shelf in this class.

\*Class 3237 Practical application of an Unmanned Aerial System constructed from a commercial (purchased) kit. This includes the UAS, plus one or more of the following: video, notebook, poster, display board, etc. This class is separate from educational exhibits. A tangible use would be mapping Russian olive trees, eroded soils, and bindweed in fields, etc. There are also many other non-agricultural UAS uses that would be appropriate for this class.

**Section E – Educational Exhibits**

\*Class 3238 Astronomy Educational Display, Notebook, Poster Board

\*Class 3239 Rocketry Educational Display, Notebook, Poster Board

\*Class 3240 Robotics Educational Display, Notebook, Poster Board

\*Class 3241 Computer Educational Display, Notebook, Poster Board

\*Class 3242 Unmanned Aerial Systems Educational Display, Notebook, Poster Board

**Division 33: 4-H VISUAL ARTS**

Exhibit Check In: Tuesday, July 24, 2018

Judging: Tuesday, July 24, 2018 8:30 a.m.

1. Read 4-H & FFA General Rules.
2. Fiber Arts offers fair classes for quilting, embroidery, counted-cross stitch, etc., and should be entered in the Fiber Arts Division.
3. All paintings, sketches, etc. are strongly encouraged to be MATTED or FRAMED. If you choose not to mat or frame, you assume risk of damage to the exhibit(s) and understand that displaying said exhibit(s) may be hindered or completely unable to be displayed.
4. All exhibits which need to be hung MUST have a wire or saw tooth hanger attached (no string or tape) in order to be properly displayed. If necessary hardware is not attached, ribbon placing will be lowered one ribbon and it may not be displayed.
5. No plants or plant materials needing watering can be entered as an art display or item.
6. At the Kansas State Fair, Visual Arts entries are solely for display and not judged. Visual Arts entries at the Kansas State Fair receive participation ribbons and no premium. Visual Arts County Fair judges will select State Fair entries and Honorable Mentions. These selected entries do not have to be Champion or Reserve Champion ribbon winners. Kansas State Fair chosen exhibits and Honorable Mentions will be designated with an emblem, which may be a sticker, note, or other form.

**Section A – Junior Division (4-H age 7-9)**

Class 3301 Fine Arts (Painting, Drawing, Pottery, etc.)

Class 3302 Visual Arts (Crafts, Fairy Gardens, etc.)

Class 3303 Building Models (Kit and/or Imagination – Knex, Lego, etc.)

**Section B – Intermediate Division (4-H age 10-13)**

Class 3304 Fine Arts (Painting, Drawing, Pottery, etc.)

Class 3305 Visual Arts (Crafts, Fairy Gardens, etc.)

Class 3306 Building Models (Kit and/or Imagination – Knex, Lego, etc.)

**Section C – Senior Division (4-H age 14-18)**

Class 3307 Fine Arts (Painting, Drawing, Pottery, etc.)

Class 3308 Visual Arts (Crafts, Fairy Gardens, etc.)

Class 3309 Building Models (Kit and/or Imagination – Knex, Lego, etc.)

**Division 34: 4-H WILDLIFE**

Exhibit Check In: Tuesday, July 24, 2018 9:00 a.m. – 12:30 p.m.

Judging: Tuesday, July 24, 2018 1:00 p.m.

1. Read 4-H & FFA General Rules.
2. Exhibitors must comply with State and Federal Laws. It is illegal to possess threatened or endangered wildlife, or the feathers, nests, or eggs of non-game birds. Game birds and game animals taken legally during an open season may be used. The use of live wild animals in educational exhibits is prohibited.
3. Name, county or district, age and year in project should be in a prominent location on the exhibit.
4. Notebooks and Educational Displays will be judged on the following points:
  - Stopping Power..... 15  
Is the main idea specific? Is the idea presented clearly, simply, forcefully?
  - Interest, Holding Power..... 15  
Does the exhibit give the observer additional facts in a clear, concise, informative way?
  - 4-H Project Application..... 15  
Is the subject matter an effective showcase?
  - Mechanical Power..... 15  
Correct letter size, pleasing color combination, appropriate symbols, and models
  - Personal Growth..... 25  
How much knowledge was gained by exhibitor? Was enthusiasm shown?
  - Educational Value..... 25  
Knowledge Shared
5. Posters will be judged on the following points:
  - General Appearance..... 30
  - Information..... 50
  - Organization..... 20

**Section A – Wildlife**

\*Class 3401 Notebook. Contents pertain to some phase, results, story or information about the wildlife project.

\*Class 3402 Promotional Poster. Must be related to something learned in the wildlife project. (Flat poster board or foam board no larger than 22"x 30").

\*Class 3403 Educational Display. Must be directly related to the wildlife project. Maximum tri-fold size is 3' x 4'.

\*Class 3404 Taxidermy/Tanning Exhibit. Should include an attachment that shows the work in progress through photos with captions, or a detailed journaling of the process.

### Division 35: 4-H WOODWORKING

Exhibit Check In: Tuesday, July 24, 2018 9:00 a.m. – 12:30 p.m.

Judging: Tuesday, July 24, 2018 1:00 p.m.

1. Read 4-H & FFA General Rules.
2. The plan from which it was constructed must be with the article exhibited and placed in a plastic resealable bag. The plan may be a photocopy, the actual pattern, or a scale drawing. It must be complete and accurate to the extent that a duplicate article could be built using the plan as a guide. Please note: a set of step by step instructions is not a plan. Projects with missing or insufficient plans will be lowered one ribbon placing.
3. Projects that have unsecured glass, i.e., glass shelves, glass top of a coffee table, etc., should not be brought to the fair. Glass that is secured in the project, i.e., glass front of a gun case or cabinet, etc., is permissible since it cannot be easily removed.
4. In judging, consideration will be given to: Workmanship, including accuracy to the plan; Design; Choice of wood; Suitability and quality of finish; and Usefulness.
5. Refinished/repainted furniture should be exhibited in Home Environment Class 2601 - Single Exhibit.
6. Firearms and weapons are not to be entered or exhibited at the county fair.

#### Section A – Junior Division (4-H age 7-9)

- \*Class 3501 Article for farm or shop use
- \*Class 3502 Furniture for household or lawn use
- \*Class 3503 Other Woodworking articles not included in above classes. (Examples: bird houses, bird feeders, household equipment such as knife racks, bread boards, door stops, etc.)
- Class 3504 Woodcarving
- Class 3505 Kit constructed articles

#### Section B – Intermediate Division (4-H age 10-13)

- \*Class 3506 Article for farm or shop use
- \*Class 3507 Furniture for household or lawn use
- \*Class 3508 Other Woodworking articles not included in above classes. (Examples: bird houses, bird feeders, household equipment such as knife racks, bread boards, door stops, etc.)
- Class 3509 Woodcarving
- Class 3510 Kit constructed articles

#### Section C – Senior Division (4-H age 14-18)

- \*Class 3511 Article for farm or shop use
- \*Class 3512 Furniture for household or lawn use
- \*Class 3513 Other Woodworking articles not included in above classes. (Examples: bird houses, bird feeders, household equipment such as knife racks, bread boards, door stops, etc.)
- Class 3514 Woodcarving
- Class 3515 Kit constructed articles

### Division 36: 4-H CLUB PROJECTS

Exhibit Check In: Tuesday July 24, 2018 – Commercial Building 9:00 a.m. – 12:30 p.m.

Judging: Tuesday, July 24, 2018 1:00 p.m.

1. Read 4-H & FFA General Rules.
2. Centerpieces should be decorated for fair theme or promote 4-H/4-H projects.
3. Club Projects will not be divided by age divisions as they are club entries. Premiums will be paid to 4-H Clubs.
4. All Officer Books (Reporter, Secretary, Treasurer, and Historian) should be for the current 4-H year - October 1<sup>st</sup> of previous year to current time.
5. Officer Books that contain private information, including bank account numbers, will not be displayed openly, but instead will be placed in a closed cabinet for display.
6. Reporter's Book will be judged on:
  - A. Monthly Meeting Reports – strong leads to draw reader into report, factual, accurate, well written, proper grammar, punctuation, spelling, timely
  - B. Feature Stories – catchy leads to bring reader into story, informative and interesting, proper grammar, punctuation, spelling, appropriate, timely
  - C. Photographs – compliment story, eye-appealing
  - D. Notebook – neat, accurate, complete to date
7. Secretary's Book will be judged on:
  - A. Enrollment/Club Roll
  - B. List of Club Committees
  - C. List of Leaders – community, project, parents' committee
  - D. Neatness
  - E. Minutes completed and signed
8. Historian Book will be judged on:
  - A. Begins with October 4-H Meeting
  - B. Tell story of club with newspaper clippings, pictures, program books, etc. Items included only involve club members.
  - C. Reporter's newspaper clippings are not included since they are in the reporter's book.
  - D. Cover is attractive and durable to preserve history of club.
  - E. Title page reflects club name, year, and Historian's name.
  - F. Pictures are labeled with activity dates and names.
  - G. Highlight member's names in clippings, picture captions, programs, etc.
  - H. Book is neat and well organized.
9. Treasurer's Book will be judged on:
  - A. Completeness – Monthly Treasurer's Reports and Record of Club Finances are filled out completely for each month. Club's Yearly Budget was completed at beginning of new 4-H year.
  - B. Neatness and organization
10. Centerpiece Guidelines:
  - A. Each club is asked to make a centerpiece that would be appropriate for use as a centerpiece or arrangement on a dining room table.
  - B. The centerpiece will be used in the club's food display case at the fair. The club's food exhibits will be arranged around the centerpiece or arrangement.
  - C. Maximum height should not exceed 12 inches. This exhibit will be judged for Originality; Suitability of container; Quality, condition of arrangement; Harmony; and Balance and arrangement.

#### Section A – Club Entries

- Class 3601 Club Reporter's Book
- Class 3602 Club Secretary's Book
- Class 3603 Club Historian's Book

Class 3604 Club Treasurer's Book  
Class 3605 Centerpiece

### **Division 38: FFA DISPLAY**

Read 4-H & FFA General Rules.

FFA Display Classes (3801-3848) are not eligible for State Fair display.

#### **WELDING DISPLAY BOARDS**

Special Rules: Skill Display Boards. (All boards need a wire attached to hang on nail or hook.) Six welds on 3"x3" metal must be mounted on a 24"x24" display board. Welds must show start and finish of bead and be attached on a wire loop hinge or equivalent, so judge can look at bottom side of weld.

Label each weld with: 1) name, 2) weld position, 3) type of joint, 4) amperage, and 5) electrode size and ID number.

Any combination of 4 joints: a) flat bead, b) butt, c) lap, or d) tee; or 4 positions: a) flat, b) horizontal, c) vertical, or d) overhead maybe used.

Class 3801 Arc  
Class 3802 Mig  
Class 3803 Oxyacetylene

#### **ELECTRIC DISPLAY**

Special Rules: This display must consist of the systems listed below mounted on a 3'x4' board. Display components in a manner that illustrates actual construction wiring as closely as possible. Leave covers off and fixtures unattached to the boxes, so judge can look at wiring behind the fixture. Include a fuse or breaker box with a plug attached, so the system can be tested. A diagram of the system should also be mounted on the board. All boards need a wire attached to hang on nail or hook.

Class 3804 Single pole switch with outlet and light  
Class 3805 Three-way switch with outlet and light  
Class 3806 combination with both systems attached.

#### **SMALL ENGINES DISPLAY**

Special Rules: Exhibit should show some system or parts of a small engine. A cutaway engine may also be mounted. Include a brief description of how the system or parts function or compare worn and new parts. Mount display on a board 24"x24" and label the parts. All boards need a wire attached to hang on nail or hook.

Class 3807 Systems  
Class 3808 Parts

#### **FFA INFORMATION DISPLAY BOARDS**

Displays must be mounted on a 48"x 48" board, which may be hinged in the middle. All boards need a wire attached to hang on nail or hook. Each exhibit must be properly identified with division class and class number. Label all plant specimens and include common name, date and place collected, and other necessary information. Exhibits will be judged according to completeness of plant mount, completeness and accuracy of identification, originality, and neatness.

Special Rules: A collection of 12 different range plants from the group listed below. The majority of the display must represent this year's work.

Class 3809 Grazing Response (Include 4 decreaseers, 4 increaseers, and 4 invaders)  
Class 3810 Longevity (6 perennials and 6 annual plants selected from grasses or forbs)  
Class 3811 Season of Growth (12 grasses with a minimum of 3 warm season and 3 cool season grasses)  
Class 3812 Origin (Include 6 native grasses and 6 introduced grasses)  
Class 3813 Life Form (Include 3 grasses; 3 forbs; 3 grass-like; and 3 shrubs)

#### **CROPS**

Special Rules: A collection of 6 cultivated crop plants from the groups listed below. The majority of the display must represent this year's work.

Class 3814 Cereal Grains  
Class 3815 Oil Crops  
Class 3816 Legumes

#### **WEEDS**

Special Rules: A collection of 10 plants or plant mounts from the group listed below. The majority of the display must represent this year's work.

Class 3817 Weeds in Field Crops  
Class 3818 Weeds in Lawn

#### **FLOWERS**

Special Rules: A collection of 10 plants or plant mounts from the group listed below. The majority of the display must represent this year's work.

Class 3819 Bedding Plants  
Class 3820 Foliage Plants  
Class 3821 Bulb Plants/Perennials  
Class 3822 Florist Crops/Plant Material  
Class 3823 Vegetables

#### **TREE LEAVES**

Special Rules: A collection of 10 leaves or leaf mounts from the group list below. The majority of the display must represent this year's work.

Class 3824 Deciduous Trees  
Class 3825 Coniferous Trees  
Class 3826 Fruit and Nut Trees

#### **ENTOMOLOGY DISPLAY**

Special Rules: A collection of five insects mounted correctly and identified with common and scientific names.

Class 3827 Insects

#### **FFA SHOP PROJECTS**

Special rules:

1. Small shop projects must represent current year's work. Large projects, majority of work must represent this year's work.
2. Limit of one entry per class.
3. Large projects will be displayed outside.
4. Projects must be identified with member's name, FFA Chapter, approximate cost of material, and explanation of work completed when appropriate.

#### **SMALL PROJECTS**

Class 3828 Wood projects  
Class 3829 Metal projects

#### **LARGE PROJECTS**

Class 3830 Large projects that are mobile. Example: trailer, tractor repair, rebuilt Truck bed, etc.  
Class 3831 Large Projects that are not mobile. Example: feed bunk, cattle panels, etc.

**FOODS AND NUTRITION** Exhibit Check In: Tuesday, July 24, 2018 – American Legion Hall Judging: 8:30 a.m.

1. Read 4-H & FFA General Rules.
2. Two copies of the complete recipe on an 8½ x 11 sheet of paper with ingredients and instructions must be brought with the entry or the placing will be lowered one ribbon when judged. Recipe may be photocopied, typed, or handwritten. The FFA member's name must be at the top of the page of each recipe. If a mix is allowed for a class, bring back panel from the box or package with the exhibit.
3. Each exhibit must be accompanied by an exhibit entry card. DO NOT ATTACH TO EXHIBIT.

4. All baked goods must be left whole and uncut. Small items, such as cookies and rolls, should be the same shape and from the same recipe. Exhibit 3 cookies, 3 muffins, 3 bread sticks, 1 loaf bread, etc.
5. Any baked product that can be removed from the pan should be placed on a plate, covered cardboard or disposable container. Coffee cakes and other quick cakes, like banana cake, may remain in the pan. Cupcakes may be in liners but muffins should not be in liners.
6. Exhibits should be in food grade plastic bags, disposable plastic containers or boxes.
7. Pies and cakes should be entered in disposable aluminum tins.
8. All un-frosted cakes should be exhibited in an upright position with crust showing, except for those cakes made with special designs such as Bundt cakes. They should have top crust down.
9. Underbaked entries will be lowered one or more ribbon placings.
10. For food safety purposes, any food with custard and dairy-based fillings and frostings (ex: cream cheese), butter, margarine, raw eggs, flavored oils, "canned" bread or cakes in a jar, cut fresh fruit, or any food requiring refrigeration (ex: bacon) will be disqualified and not judged. Refer to K-State Research and Extension publication, 4-H888, *Judge's Guide for Food and Nutrition Exhibits*, for information to help you make informed, safe food exhibit decisions. Vegetable shortening frostings are recommended.
11. Alcohol (ex. Wine, beer, and hard liquor) is not allowed as an ingredient in food entries. Entries with alcohol in the recipe will be disqualified and not be judged.
12. **Food Gift Package:** No alcoholic beverages will be accepted. A food gift package must contain at least three different food items (prepared for human consumption), made by the FFA member, in a suitable container no larger than 18"x18"x18". Prepared food items must have recipes attached with the entry. Additional homemade food items beyond the 3 minimum or purchased items also may also be included in the gift basket. On a 3 x 5 card, answer these questions: a) what is the intended use; b) what food safety precautions were taken during and after preparation. This entry will count as a non-perishable food product, not as an educational exhibit. Home canned foods must follow Food Preservation rules. Canning jars should not be used for baking per manufacturer's instructions. They could break during baking.
13. **Educational exhibits** may be in the form of a poster, notebook or display. Follow copyright laws as explained in the General Rules as you are preparing your exhibit. Take care to select materials that will withstand fair conditions. No card table displays are allowed. If the exhibit is a poster, it must be no larger than 22"x 30". Displays are not to exceed a standard commercial 3' x4' tri-fold display board. Name and county/district must be clearly marked on educational exhibits. Note: A collection of your favorite recipes in a recipe box or notebook does not constitute an educational exhibit.
14. **Modified non-perishable food product:** Product must be modified from original recipe to nutritionally enhance the food product. Attach one - 8 1/2 x 11 inch page (front and back) that includes Original Recipe, Modified Recipe, and Narrative to describe modifications made, why modifications were made and lessons learned such as nutritive value, and possible changes in appearance, doneness, aroma, flavor, tenderness and/or texture. Example: a standard blueberry muffin recipe that is modified to make it gluten free. Suggested resources:
  - Altering Recipes for Better Health Purdue University: <http://www.extension.purdue.edu/extmedia/cfs/cfs-157-w.pdf>
  - Altering Recipes for Good Health Texas A&M University: [http://fcs.tamu.edu/food\\_and\\_nutrition/pdf/altering-recipes.pdf](http://fcs.tamu.edu/food_and_nutrition/pdf/altering-recipes.pdf)
15. **Recipe Collection:** Notebook or recipe file which should include recipes used that are age appropriate (other recipes may be included). Guidelines: Division of food categories in alphabetical order. Directions must be easily read. Minimum of five (5) new recipes must be added for each year the FFA member participates in a related SAE.
  - Class 3832 Non-perishable food product (Suggestions may include snack mixes, no bake cookies, muffins, cupcakes)
  - Class 3833 Educational Exhibit (See rule # 13 above)
  - Class 3834 Food Gift Package (See rule #12 above)
  - Class 3835 Modified non-perishable food product (See rule #14 above)
  - Class 3836 Recipe Collection (See rule #15 above)

**FOOD PRESERVATION** Exhibit Check In: Tuesday, July 24, 2018 – American Legion Hall Judging: 8:30 a.m.

1. Exhibits must have been preserved since the previous year's county fair and not exhibited at the previous State Fair.
  2. Recipes and processing methods from the sources below are recommended. Recipes must be from 1995-Present. Processing methods that will be disqualified include: open kettle-canning, over canning, sun canning and using electric multi-cookers. For more information on electric multi-cookers, see [http://nchfp.uga.edu/publications/nchfp/factsheets/electric\\_cookers.html](http://nchfp.uga.edu/publications/nchfp/factsheets/electric_cookers.html). Untested recipes will be disqualified for food safety reasons. Recipe resources include
    - USDA Complete Guide to Home Canning
    - So Easy to Preserve, 6<sup>th</sup> edition, The University of Georgia Cooperative Extension Service
    - Ball Blue Book Guide to Preserving
    - Ball Complete Book of Home Preserving
    - All New Ball Book of Canning and Preserving
    - Canning mixes (i.e. Mrs. Wage's, Ball)
    - Pectin manufacturers (i.e. SureJell, Ball)
    - <http://www.rrc.k-state.edu/preservation/recipes.html>
    - K-State Research and Extension Food Preservation publications, including:
      - 4H712, Food Safety Recommendations for Food Preservation Exhibits <http://www.ksre.ksu.edu/bookstore/pubs/4H712.pdf>
      - MF3170 "10 Tips for Safe Home-Canned Food" <http://www.ksre.ksu.edu/bookstore/pubs/MF3170.pdf>
      - MF3171 "Sassy Safe Salsa at Home" <http://www.ksre.ksu.edu/bookstore/pubs/MF3171.pdf>
      - MF3172 "What's Your Elevation?" <http://www.ksre.ksu.edu/bookstore/pubs/MF3172.pdf>
      - MF3241 "How to Guide to Water Bath Canning and Steam Canning" <http://www.bookstore.ksre.ksu.edu/pubs/MF3241.pdf>
      - MF3242 "How to Guide to Pressure Canning" <http://www.bookstore.ksre.ksu.edu/pubs/MF3242.pdf>
  3. Alcohol is not allowed as an ingredient in food preservation entries. Entries with alcohol in the recipe will be disqualified and not be judged.
  4. Each exhibit must have the complete recipe and instructions attached with the entry card, or it will be lowered one ribbon placing. Recipe must include exhibitor name, recipe source, and date of publication and altitude of where food was processed. If using Mrs. Wage's or Ball mixes, indicate the date purchased.
  5. Exhibits must be sealed in clean, clear standard canning jars, with matching brand (ex: use Ball lids on Ball jars, or Kerr lids on Kerr jars, etc.) two-piece lids. Do not use colored jars. Do not add fancy padded lids, fabric over wraps or cozies as they interfere with the judging process. No fancy packs unless recipe states to do so (ex: Pickled asparagus). Jars must be sealed when entered. For food safety reasons, the size of jars used must not be larger than the jar size stated in the recipe. Note: There are 12-ounce, 24-ounce, and 28-ounce canning jars available and may be used. Use pint jar process recommendations for 12 ounce jars. Use quart jar process recommendations for 24 ounce and 28 ounce jars.
  6. Each jar exhibited must be labeled. The label must not cover brand name of jar. The label must give: Class No., Product, Altitude where processed, Canning Method, (water bath, weighted gauge or dial gauge pressure method), Process Time, Pressure (psi), date processed including month and year, Name and County/District. Label templates to make adhesive labels may be found at: [http://www.kansas4-h.org/events-activities/fairs/kansas-state-fair/docs/food-preservation/Food\\_Pres\\_Label\\_Small\\_1x2.58.pdf](http://www.kansas4-h.org/events-activities/fairs/kansas-state-fair/docs/food-preservation/Food_Pres_Label_Small_1x2.58.pdf) or [http://www.kansas4-h.org/events-activities/fairs/kansas-state-fair/docs/food-preservation/Food\\_Pres\\_Label\\_Large\\_2x4.pdf](http://www.kansas4-h.org/events-activities/fairs/kansas-state-fair/docs/food-preservation/Food_Pres_Label_Large_2x4.pdf)
  7. If dried food product is not in a canning jar, it will be lowered one ribbon rating. Suggested amount: 1/3 - 1/2 cup, or three or four pieces per exhibit. All meat jerky must be heated to an internal temperature of 160 degrees F before or after drying. This is not the drying temperature. Dried products must include the recipe, preparation steps, and heating instructions. Jerky not heated to an internal temperature of 160 degree F will be disqualified and not be judged. Heating information can be found in "Dry meat Safely at Home" [www.ksre.ksu.edu/bookstore/pubs/MF3173.pdf](http://www.ksre.ksu.edu/bookstore/pubs/MF3173.pdf)
- Class 3837 Sweet Spreads (Fruit and/or Vegetables), Syrups; One jar

- Class 3838 Fruits, Juices, Fruit mixtures (Salsa, Pie Filling, etc.) One jar
- Class 3839 Low Acid Vegetables (green beans, corn, etc. or vegetable mixtures.); One jar
- Class 3840 Pickles (Fruit or Vegetable) Fermented Foods and Relishes and Chutney; One jar
- Class 3841 Tomato/Tomato Products Tomato Juice and Tomato Salsas; One jar
- Class 3842 Meats; One jar
- Class 3843 Dried Foods: One Small Jar

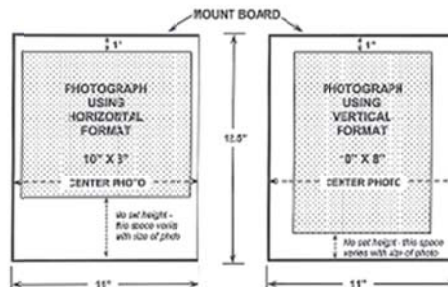
**PHOTOGRAPHY**

Exhibit Check In: Tuesday, July 17, 2017 – CCCC

Judging: 8:30 a.m.

1. FFA member may enter a total maximum of 10 entries in the photography division. With a maximum four entries in color, four entries in black and white, or four entries in digital composite image classes. A maximum of one entry is allowed in each photo album and photo story.
2. Photographs entered must be the result of the current year's project work by the FFA member. Photo images must be taken by the FFA Member (exhibitor).
3. Photographs taken with a digital camera and having no more adjustments than exposure, color intensity or correction, one click filter effect, red eye removal, cropping, dodging and burning should be entered in the standard color or black and white classes. HDR photos are to be entered in the standard photo class.
4. Digital Composite Image: Finished photo must be created from two or more original images photographed by exhibitor. HDR photos do not qualify for this class. Photos will be judged on photographic merit as well as manipulation technique and process. Ribbon placement will be determined by combining the score of each judging section.
5. The black and white classes are for black and white prints only. Monochromatic prints, including sepia prints are considered color photos and must be entered in the appropriate color photo class.
6. Appropriate photo subject matter: Photographic subject matter is expected to follow FFA standards. In general, if it is not allowable at an FFA event, it is not allowable in a FFA photograph at the Fair.
7. Copyright protections must be observed.
8. Photos with live subject(s) on railroad right away or photos taken from railroad right of way property will not be displayed and will be disqualified and not judged.
9. Decisions as to display and/or penalties will be made as a collaborative effort between judge, superintendent, extension agent, and advisor.
10. Photo Mounting and Display Instructions. Improperly mounted photos will be awarded a ribbon one placing lower than the placing determined by the official judge.
  - a) Photos are to be mounted photo across the narrow 11" dimension of an 11" x 12.5" sheet of white or cream studio matte board, which may be purchased at the District Extension Office. Photos mounted on poster board will not be displayed.
  - b) A Permanent mount must be made using photographic adhesive.
  - c) No lettering, including dates, is permitted on the front of the mount or on the photo. No underlay or borders are to be used.
  - d) All photos must be no larger than 8"x10" and no smaller than 7"x9", after trimming.
  - e) Remove white border from the photo print before mounting.
  - f) Photos must be mounted with the top edge of the print 1" below the top of the mount. (Board is always oriented narrow side up). The sides of the print must be equal distance from the two sides of the mount. (Exception -- Picture Story, Class 2908).
  - g) To protect exhibits from dust and moisture, place mounted photo in protective plastic bag available from the District Extension Office. DO NOT seal the bag.
  - h) Pick up entry card from Superintendent before judging. Do NOT attach your entry card to photo.

**PHOTO DISPLAY INSTRUCTIONS**



**Section A – Photography**

- Class 3844 Color photos
- Class 3845 Black and white photos
- Class 3846 Digital Composite Image - Photo must be created from two or more originals taken by the exhibitor. Exhibitor must include a second 11 x 12-1/2 matte board (Explanation Board) mounted with standard size prints of the original photos, 3 x 5 card(s) explaining what manipulation was done and a standard size print of the final photo. Optional, many include prints of editing steps. Photos showing editing steps may be layered. Please put name and Extension Unit on the front of the second board. Explanation Boards will be displayed along with the finished board. Place both matte boards in the same protective plastic after judging. Note: see Rule #6 above for definition.
- Class 3847 Photo Albums: Include a cover and minimum of four pages. Include a short explanation of the purpose of the album on the inside of the front cover.
- Class 3848 Photo Story: Series of 2-5 photos that tell a story (landscape, human interest, animal actions, etc.) Photos may be any size. Photos must be mounted on no more than three 11 x 12.5 photography mounting boards

**Exhibit Check-Out Times**

**Saturday, July 29**

- |                       |   |
|-----------------------|---|
| 7:00 a.m.- 8:00 a.m.  | 4-H, FFA & Open Class Livestock and Horses released |
| 8:00 a.m. – 8:30 a.m. | Cowboy Church (all Activity needs to cease)         |
| 8:30 a.m. – 3 p.m.    | All Other 4-H, FFA & Open Class Exhibit Check-Out   |

Open Class Premiums will be paid at check –out time.

Open Class Premiums will be forfeited if not picked up at check-out time

# OPEN CLASS –2018

Sheila McReynolds, Superintendent 785-275-3222, for questions.

## OPEN CLASS RULES AND REGULATIONS

1. RESPONSIBILITY – The Fair Board will use every precaution in its power for the safe preservation of all exhibits, but it must be understood that it will not be responsible or accountable for loss, damage, accident, injury, or death. If insurance is desired, it must be arranged by the exhibitor.
2. ELIGIBILITY – Everyone is eligible to enter open class exhibits. Exhibits will be accepted Monday evening, July 23 from 6:30 p.m. to 8:30 p.m., and on Tuesday, July 24, from 8 a.m. until 10:00 a.m. Items may be entered in the Commercial building. Items may be entered by any exhibitor but must be entered in the name of the person who made the item. **Any items previously entered in open class are not allowed.**
3. CHECKOUT OF EXHIBITS – **Open Class exhibits are to be checked out on Sunday, July 29 between 8:30 a.m. and 3:00 p.m. Exhibits not picked up by 3:00 p.m. on Sunday will be locked in the buildings.**
4. PREMIUMS – PREMIUMS WILL BE PAID FOR ALL PURPLE AND BLUE RIBON WINNERS IN ALL OPEN CLASS DIVISIONS (Youth & Adult). Premiums will not be paid and ribbons will be withheld on any exhibit removed before Sunday morning except for horticulture. Premiums will be paid at checkout time. **Premiums will be forfeited if not picked up at check-out time.**
5. EXHIBITS HAVING NO COMPETITION will be awarded Purple, Blue, Red, or White according to the merits of the article and decision of the judge. Any exhibitor who shall attempt to influence a judge while making his awards shall be excluded from the competition.
6. JUDGES WILL PLACE EXHIBITS as follows: Purple, Excellent; Blue, Superior; Red, Good; White, Fair. Rosettes will be awarded as indicated in the various departments. All entries will be judged and ribbons awarded, and at discretion of the Judge.
  - a. **1 CHAMPION and 1 RESERVE CHAMPION may be awarded in each class of Department, at discretion of the judge.**
  - b. **1 BEST OF FAIR may be awarded in each Department, at discretion of the judge.**
7. THE OPEN CLASS COMMITTEE HAS THE RIGHT TO REJECT ANY ARTICLE IN QUESTION OR PLACE ARTICLE IN SUITABLE CLASS.
8. THE OPEN CLASS COMMITTEE RESERVES THE FINAL AND ABSOLUTE RIGHT to interpret rules and regulations.
9. ALL FOOD NEEDS TO BE ENTERED ON DISPOSABLE PLATES IN PLASTIC BAGS – NO PLASTIC WRAP.
10. **Exhibitors are encouraged to pick up exhibit cards at the Extension Office prior to the Fair.**
11. Exhibitors can pick up the rules for horticulture and floral class prior to the Fair at the Extension Office.

### **Open Class Entry Cards**

**Can be picked up at the Cloud County Extension office  
prior to Exhibit Check-in.**

**By filling these out prior to bringing exhibits to the fair speeds up the entry process.**

### OPEN CLASS ENTRY DIVISIONS 2018

- **AA AMATEUR – ADULT** (Entries are their hobbies or pastimes)
- **BB PROFESSIONAL – ADULT**  
(Those whose entries are directly related to their profession or who make a practice of selling their work)
- **CC SENIOR – ADULT** (Persons over 70 years of age)
- **DD SPECIAL PEOPLE** (Any age person physically or mentally handicapped)
- **EE CHILDREN** (Youth, ages 0-8)
- **FF PRETEEN** (Youth, ages 9-12)
- **GG TEEN** (Youth, ages 13 through senior year of 2018)

## OPEN CLASS SCHEDULE

### **MONDAY, JULY 23**

- 6:30-8:30 p.m. – OPEN CLASS ENTRIES ACCEPTED (except rabbits and poultry, and livestock), In the Hosie Building.

### **TUESDAY, JULY 24**

- 8 a.m.-10:00 a.m. – Open Class entries received (except rabbits and poultry, and livestock), in the Hosie Building.
- 10 a.m. – Judging in food classes (Exhibit Hall closed), flowers, agronomy and horticulture, woodworking, sewing, quilts, crochet, antiques, foods, needlework, knitting, photography, and arts and crafts.
- 6 p.m. – Food Auction, Ayres Shelter – Pies, cookie jars, whole wheat contest, and 4-H foods.

### **WEDNESDAY, JULY 25**

- 8:30-9:15 a.m. – Open Class rabbits and poultry and livestock entries received in the Cattle Barn
- 9:30 a.m. – Open Class rabbits and poultry judging.
- 10:00 a.m. – Hosie Building opens.
- 10 p.m. – Commercial and Hosie Exhibit Buildings close.

### **THURSDAY, JULY 26 AND FRIDAY, JULY 27**

- 5:30 p.m. – Commercial Exhibit Building opens
- 10:00 a.m. – Hosie Building opens
- 10 p.m. – Commercial and Hosie Exhibit Buildings close

### **SATURDAY, JULY 28**

- 5:30p.m. – Commercial Exhibit Building opens
- 10:00 a.m. – Hosie Building opens
- 10 p.m. – Commercial and Hosie Exhibit Buildings close

### **SUNDAY, JULY 29 (PLEASE PICK UP YOUR ENTRIES AND PREMIUMS)**

- 8:30 a.m. to 3:00 p.m. – Checkout of exhibits and pick up fair premiums.
- 3:00 p.m. – Commercial and Hosie Exhibit Buildings locked. Remaining exhibits will be locked in building.

## **PIE BAKING CONTEST**

1. Must be two-crust fruit pie, of any kind
2. All pies (NO EXCEPTIONS) must be entered in a DISPOSABLE pie pan and cooled.
3. Pies must be entered between 8 a.m. and 10:00 a.m. on July 24.
4. Pies will be judged by the food judge prior to the Food Auction in the show arena.
5. ALL PIES WILL BE SOLD at the Food Auction after the judging is completed, on July 24.

**1 CHAMPION/ 1 RESERVE CHAMPION RIBBON MAY BE AWARDED**

## **COOKIE JAR**

1. Bake your favorite (one kind only) cookie, decorate a 1-quart (minimum) container, fill it with cookies, and bring it to the Fair.
2. Decorated and filled cookie jar, plus paper plate with 6 cookies on it, must be received 8:00 a.m. to 10:00 a.m. on July 24. Container must be able to be opened without destroying the appearance.
3. Judge will award a rosette, purple, blue, red, and white ribbon placings.
4. Cookie jars will be judged by the craft and hobby judge prior to the Food Auction.
5. All cookie jars WILL BE SOLD at the Food Auction.
6. Jars will be displayed at the Fair until Sunday morning.

**1 CHAMPION/ 1 RESERVE CHAMPION RIBBON MAY BE AWARDED**

## **WHOLE WHEAT BREAD CONTEST**

1. Breads must be entered between 8 a.m. and 10:00 on July 24.
2. All entries must be placed on cardboard or paper plate and sealed in a bag.
3. Contestants are to use the following recipe, provided by the Kansas Wheat Commission:
  - 1 pkg. active dry yeast
  - 1/2 cup warm water (105-115 degrees)
  - 1/2 cup warm milk (105-115 degrees)
  - 3 T. honey
  - 1 1/2 cups white flour
  - 1 1/2 to 2 cups whole wheat flour
  - 1 egg
  - 1 T. shortening
  - 1 t. salt

**\*\*Dissolve yeast in warm water in large mixing bowl. Add milk and honey. Beat in egg and 1 1/2 cups white flour. Beat 2 to 3 minutes on medium mixer speed. Cover bowl and allow sponge to rest 20 to 30 minutes. Mix in salt and whole wheat flour, 1/2 cup at a time, until dough can be turned on lightly floured surface to knead. If using dough hooks, add shortening and complete kneading on dough hook for 8 minutes. If kneading by hand, knead 10 to 15 minutes, gradually kneading in shortening. Let dough rise in greased and covered bowl until double. Punch dough. let dough rest while greasing an 8x4 inch bread pan. Shape dough. Place in pan and let rise until double. Bake at 375 degrees for 10 minutes; then 350 degrees for 20 minutes.**

**(Recipe provided by Stafford County Flour Mills Co., Hudson, KS 67545 and the Kansas Wheat Commission)**

4. Place all food exhibits in clear plastic bag with a twist tie on disposable plates to fit the food. No plastic wrap.
5. Breads will be judged by the food judges prior to the Food Auction in the show arena.
6. Judge will award rosette, purple, blue, red, and white ribbon placings

**1 CHAMPION/ 1 RESERVE CHAMPION RIBBON MAY BE AWARDED**

## DEPARTMENT 10 - FLOWERS

1. Flowers will be judged after 10:00 a.m. on July 24.
2. No more than 3 entries are allowed per class.
3. Flowers may be wired.
4. No commercial or purchased flowers are allowed.
5. No leaves should be below the water line.
6. Judged on QUALITY, ARRANGEMENT AND CONTAINER.

Class	Category
10-1	Garden Flower, single stem, annual
10-5	Garden Flower, single stem, perennial
10-10	Flower arrangement, fresh flowers
10-15	Flower arrangement, silk or dried
10-20	House plant

**CHAMPION/RESERVE CHAMPION RIBBON MAY BE AWARDED IN EACH CATEGORY  
1 BEST OF FAIR RIBBON MAY BE AWARDED AT DISCRETION OF JUDGE**

## DEPARTMENT 11 – HOME SEWING

1. Individuals may enter up to 3 items per class

Class	Category
11-1	Ladies' Apparel
11-5	Girls' Apparel - size 4-14
11-10	Boys' Apparel - size 4-14
11-15	Infants' Apparel - size 0-4
11-20	Men's Apparel
11-25	Other

**CHAMPION/RESERVE CHAMPION RIBBON MAY BE AWARDED IN EACH CATEGORY  
1 BEST OF FAIR RIBBON MAY BE AWARDED AT DISCRETION OF JUDGE**

## DEPARTMENT 12 – QUILTS

1. Quilts will be displayed either in covered display cases or hanging covered with plastic.
2. All entries should include size (i.e. youth, twin, full, queen, king, banner, wall hanging, runner, topper, etc.) and identify the person who made the quilt and the quilter (if someone else).
3. Quilts should be entered in the name of the exhibitor. However, if others have assisted in making the quilt, please list them also.
4. Quilts not made by the exhibitor may be exhibited but will not be judged.

Class	Category
12-1	Quilt, appliqué
12-2	Quilt, hand-quilted and/or hand-pieced
12-3	Quilt, machine piece and/or machine quilted
12-4	Modern Quilt
12-5	Misc. Quilt
12-6	Group quilts (quilts made by 3 or more people such as a quilt store or a quilt guild)

**CHAMPION/RESERVE CHAMPION RIBBON MAY BE AWARDED IN EACH CATEGORY  
1 BEST OF FAIR RIBBON MAY BE AWARDED AT DISCRETION OF JUDGE**

## DEPARTMENT 13 – NEEDLEWORK

1. All pictures must have secure wires or eyes for hanging
2. All entries must be marked "kit," "original," or "pattern."
3. This division includes all handwork such as appliqué, candlewick, chicken scratch, counted cross-stitch, cross-stitch, crewel embroidery, cut work, embroidery, needlepoint, latch hook, Swedish embroidery, and combinations of these.
4. Individuals may enter up to 3 items per class.

Class	Category
13-1	Cross-stitch
13-2	Counted cross-stitch
13-3	Other

**CHAMPION/RESERVE CHAMPION RIBBON MAY BE AWARDED IN EACH CATEGORY  
1 BEST OF FAIR RIBBON MAY BE AWARDED AT DISCRETION OF JUDGE**

## DEPARTMENT 14 – CROCHET/KNITTING & TATTING

1. Individuals may enter up to 3 items per class

Class	Category
14-1	Garment
14-2	Dolls
14-3	Afghan
14-4	Miscellaneous
14-5	Tatting

**CHAMPION/RESERVE CHAMPION RIBBON MAY BE AWARDED IN EACH CATEGORY  
1 BEST OF FAIR RIBBON MAY BE AWARDED AT DISCRETION OF JUDGE**



## DEPARTMENT 15 – WOODWORKING

1. Maximum of 3 entries per department.
2. Judged on workmanship, choice of wood, suitability and quality of finish, and design.
3. Entries must state if ORIGINAL or KIT.
4. Enter woodcarvings or paintings under CRAFTS or HOBBIES.

Class	Category
15-1	Household Furniture
15-2	Items for farm or shop use
15-3	Lawn furniture
15-4	Miscellaneous (birdhouses, racks, bird feeders, etc.)
15-5	Refinished furniture
15-6	Restored wooden antique
15-7	Repurposed furniture

**CHAMPION/RESERVE CHAMPION RIBBON MAY BE AWARDED IN EACH CATEGORY  
1 BEST OF FAIR RIBBON MAY BE AWARDED AT DISCRETION OF JUDGE**

## DEPARTMENT 16 – CRAFTS & HOBBIES

1. All entries must state if KIT or ORIGINAL.
2. All framed entries must have sturdy eye or wire for hanging. **Framed art without wire or eye will be rejected. This will be enforced.**
3. No more than 3 entries per class, per individual.
4. All entries will be judged.
5. Exhibits from Legos, 1 per exhibitor, size not to exceed 12x12x12 inches to fit in Exhibit case.
6. Scrapbooks will be displayed in a closed case.

Class	Category
16-1	Models
16-2	Pottery & ceramics
16-3	Woodcarving
16-4	Wheat weaving
16-5	Jewelry
16-7	Yard Art
16-8	Other
16-10	Finished pages from a notebook, front & back, up to 5 pages (any topic)
16-11	Complete scrapbook with more than 5 pages
16-12	Scrapbooking miscellaneous
16-13	Genealogy finished pages from a notebook, front & back, up to 5 pages
16-14	Complete genealogy notebook with more than 5 pages
16-15	Single or set of stamped notecards
16-16	Stamped miscellaneous
16-17	Lego Exhibit, 1 per exhibitor, size not to exceed 12x12x12 inches to fit in exhibit cases

**CHAMPION/RESERVE CHAMPION RIBBON MAY BE AWARDED IN EACH CATEGORY  
1 BEST OF FAIR RIBBON MAY BE AWARDED AT DISCRETION OF JUDGE**

## DEPARTMENT 17 – FINE ARTS

1. **All framed entries must have secure wire or eye for hanging. Framed art without wire or eye will be rejected. This will be enforced.**
2. **All art must be matted** - construction paper or poster board are fine. **It is strongly suggested to have art work ready to hang, or Construction paper or poster board items will be stapled up for display unless adequate hangers are provided.**
3. No more than 3 entries per class, per individual.

Class	Category
17-1	Oil
17-2	Acrylic
17-3	Charcoal
17-4	Water color
17-5	Calligraphy
17-6	Drawing
17-7	Mixed medium
17-8	Other

**CHAMPION/RESERVE CHAMPION RIBBON MAY BE AWARDED IN EACH CATEGORY  
1 BEST OF FAIR RIBBON MAY BE AWARDED AT DISCRETION OF JUDGE**

## DEPARTMENT 18 – PHOTOGRAPHY

1. All photographs must be matted with tab for hanging or use mat that can be pinned directly to the display board (construction paper or poster board are fine).
2. All photographs must be at least 5" by 7" or larger, mounted on mats not to exceed 16"x20". No other size will be accepted.
3. Framed photography will be judged separately from unframed, and frame will count in the judging.
4. No more than 3 entries per class, per individual.
5. All entries will be judged.
6. Photography should be entered in the Hosie Building, where it will be exhibited.

Class	Category
18-1	Single color photo
18-2	Single black & white photo

- 18-3 Computer enhanced or manipulated photos. (Manipulation does not include normal cropped, enlargement or color intensity treatment) Photo must be an original, taken by the exhibitor. Exhibitor must provide a small (4"x6" or smaller) original photo.
- 18-4 Photos with special effects. This includes darkroom manipulation of print and/or in-camera manipulation of the negative.
- 18-5 For color or black and white slides
- 18-6 For color or black and white slides with special effects.
- 18-7 Tell us a story – A grouping of 3 photos that together tell a story, convey a message, or show a timeline.
- 18-8 2016 Theme –Family – black & white or color

**CHAMPION/RESERVE CHAMPION RIBBON MAY BE AWARDED IN EACH CATEGORY  
1 BEST OF FAIR RIBBON MAY BE AWARDED AT DISCRETION OF JUDGE**

### DEPARTMENT 19 – ANTIQUES

1. Antiques should be properly prepared for exhibit.
2. Antiques with chips, cracks, or deep scratches will be rejected for entry, unless extremely old and rare.
3. Antiques flawed by manufacturer are acceptable.
4. Antiques that may be washed should be clean.
5. Antiques will be displayed museum style, in securely locked cabinets.
6. Exhibitors are encouraged to write the name of the item and abbreviated "history" of the item on a notecard attached to the item.
7. Antiques should be entered in the Commercial Building, where they will be exhibited.
8. Individuals may enter up to 3 items per class.

Class	Category
19-1	Glass (china, pottery)
19-2	Paper
19-3	Cloth
19-4	Metal
19-5	Other
19-6	Wood

**CHAMPION/RESERVE CHAMPION RIBBON MAY BE AWARDED IN EACH CATEGORY  
1 BEST OF FAIR RIBBON MAY BE AWARDED AT DISCRETION OF JUDGE**

### DEPARTMENT 20 – FOOD PRESERVATION

1. Exhibit must have been preserved since the previous County Fair.
2. Recommended method of processing must be used:
  - a. Water bath – fruits, sweet spreads, pickles
  - b. Pressure – low acid foods, including meats
2. Exhibits must be sealed in clean standard canning jars with rings left on. NO PARAFFIN.
3. Jars will not be opened unless judge suspects spoilage, mold, etc., because of safety concerns. Food contents will not be tested. Food will be judged on appearance, clarity, thickness, etc.
4. Food preservation rules:
  - a. Exhibits must have been preserved since the previous year's county fair, using the recommended method of processing. Pickles and sweet spreads must be finished using the water bath process. Low acid products must be pressure canned. The label must include the kind of food, the canning method (water bath or pressure canner), process time, and amount of pressure (psi) when the pressure canning method is used. For current recommendations, contact the Extension Office.
5. Individuals may enter up to 3 items per class.

Class	Category
20-1	Fruit
20-2	Vegetables
20-3	Tomatoes & Tomato Products
20-4	Pickles
20-5	Jelly
20-6	Jam
20-7	Best display of at least 7 kinds of canned goods. No two jars alike, arrangement & decorations will be considered
20-8	Dried Foods – one kind of dried food in small clear jar, clear plastic bag or other see-through container. Suggested amount: 1/3 to 1/2 cup or 3-4 pieces.

**CHAMPION/RESERVE CHAMPION RIBBON MAY BE AWARDED IN EACH CATEGORY  
1 BEST OF FAIR RIBBON MAY BE AWARDED AT DISCRETION OF JUDGE**

### DEPARTMENT 21 – BREADS & ROLLS

1. Bread mixes may not be used.
2. Bring entries on cardboard or paper plate in a plastic bag.
3. Loaves should be regulation size (5"x9 1/2")
4. No more than 3 entries per class, per individual.
5. All entries will be judged.

Class	Category
<u>Yeast</u>	
21-1	Loaf
21-2	Dinner rolls (3)
21-3	Sweet rolls (3)
21-4	Bread machine
21-5	Other
<u>Quick Bread</u>	
21-6	Loaf
21-7	Muffins (3)

- 21-8 Bread machine
- 21-9 Other

**CHAMPION/RESERVE CHAMPION RIBBON MAY BE AWARDED IN EACH CATEGORY  
1 BEST OF FAIR RIBBON MAY BE AWARDED AT DISCRETION OF JUDGE**

**DEPARTMENT 22 – CAKES, COOKIES, CANDY, & PIES**

1. Mixes for cookies, cakes and candies are not allowed.
2. Entries must be on paper plates, inside a plastic bag
3. Decorated cakes will be judged on artistic value, difficulty and originality. A dummy cake may be used as only the decorations are judged. The base should be no larger than 14"x24"

Class	Category
22-1	Cakes
22-2	Cookies & bars (3)
22-3	Candy (3)
22-4	Pies (1)

**CHAMPION/RESERVE CHAMPION RIBBON MAY BE AWARDED IN EACH CATEGORY  
BEST OF FAIR RIBBON MAY BE AWARDED AT DISCRETION OF JUDGE**

**RABBITS & POULTRY ENTRY & HEALTH REQUIREMENTS**

(These rules apply to all animals admitted into the Fairgrounds)

1. All poultry and rabbits exhibited must comply with Kansas sanitary regulations. These animals must be pre-entered by calling the Cloud County Extension Office at 243-8185.
2. Pens for rabbits and poultry will be provided.
3. OPEN CLASS rabbits and poultry entries received between 8:30 -9:15 a.m. on WEDNESDAY, JULY 25, IN CATTLE BARN.
4. poultry (except waterfowl and pigeons) must be Pullorum-Typhoid and Avian Flu tested before they can be exhibited at the fair. Working with the Kansas Division of Animal Health (KDAH) and the USDA, the River Valley Extension District has set the following dates for county fair poultry testing. It is important to note that exhibitors can attend any of the following dates and times, even if the date and time is not in your respective county. The birds are required to be tested prior to the county fair, the KDAH and USDA has to have time to confirm test results and take appropriate actions ins advance. NO TESTING WILL BE TAKING PLACE AT THE TIME OF CHECK-IN AT THE FAIR. Fair Poultry testing dates are as follows: Monday, July 9 – 2-4 p.m. at the Washington County Fairgrounds, Monday, July 9- 5-6 p.m. at the Clay County fairgrounds, Wednesday, July 11<sup>th</sup> – 2-4 p.m. at the Belleville Fairgrounds and Wednesday, July 11<sup>th</sup> at the Cloud County Fairgrounds.
5. No animals may be unloaded without approval from the Chairman. The Chairman may request animals to be checked by veterinarian before entry will be allowed.
6. The showroom is under the control of the Chairman.
7. Any sick animals will be disqualified and/or removed at the discretion of the Chairman.
8. All birds and rabbits will be judged by the American Poultry Association and the American Rabbit Breeders Association Standards of Perfection, respectively.
9. All animals will be fed by their owners.
10. Exhibitors are expected to keep pens clean throughout the fair. Pens must be totally cleaned before animals can be released at checkout time.

**DEPARTMENT 23 – POULTRY**

1. All birds will be shown and judged by each breed under the classes listed below.
2. Breeding pen consists of two females and one male. Ducks and guineas shall consist of a pair. Geese, turkeys, and peacocks, one bird per pen.
3. All birds must be pre-entered by calling the Cloud County Extension Office at 243-8185.

Class	Category
23-1	Standard Breeds; large fowl; one young bird of either sex
23-2	Standard Breeds; large fowl; one old bird of either sex
23-3	Standard Breeds; Bantams; one young bird of either sex
23-4	Standard Breeds; Bantams; one old bird of either sex
23-5	Production Pullets; Pen, 3; Standard Bred, Crossbred, or Strain cross pullets to be judged on egg production qualities only
23-6	Production Hens; 3; Standard Bred, Crossbred, or Strain cross to be judged on egg production qualities only.
23-7	Dual Purpose Pullets; Pen, 3; such as Rhode Island Reds, New Hampshire, Plymouth Rocks, etc.
23-8	Dual Purpose Hens; Pen, 3; such as Rhode Island Reds, New Hampshire, Plymouth Rocks, etc.
23-9	Meat-Type Chickens; Pen, 3; Crossbred or Strain cross birds of the same sex to be judged on meat production qualities only. Do not enter purebred strains in this class.
23-10	Turkeys; all breeds; one bird of either sex.
23-11	Ducks; Call or Bantam; all breeds; one bird of either sex.
23-12	Ducks; all breeds; one bird of either sex.
23-13	Geese; all breeds; one bird of either sex.
23-14	Miscellaneous; all other fowl; one bird of either sex. Class is not eligible to go to the State Fair.
23-15	Pigeons: Old Cock; all breeds; one bird
23-16	Pigeons: Old Hen; all breeds; one bird
23-17	Pigeons: Young Cock; all breeds; one bird
23-18	Pigeons: Young Hen; all breeds; one bird

**CHAMPION/ RESERVE CHAMPION RIBBON -CHICKENS & BANTAMS**

**POULTRY TESTING REQUIRED TO EXHIBIT AT THE FAIR TEST DATES:**

- Monday, July 9<sup>th</sup> : 2-4 p.m. at the Washington County Fairgrounds
- Monday, July 9<sup>th</sup> : 5-6 p.m. at the Clay County Fairgrounds
- Wednesday, July 11<sup>th</sup> : 2-4 p.m. at the Belleville Fairgrounds
- Wednesday, July 11<sup>th</sup> : 5-6 p.m. at the Cloud County Fairgrounds

## DEPARTMENT 24 – RABBITS

1. All breeds will be shown and judged separately as listed below. All standard breeds and crossbreeds will be recognized.
2. One entry per class for each breed, PER PERSON.

---

Class	Category
24-1	Bucks (6-8 mos.)
24-2	Doe (6-8 mos.)
24-3	Junior Buck (up to 6 mos.)
24-4	Junior Doe (up to 6 mos.)
24-5	Meat Class (3 rabbits, maximum weight 5 lbs. each)
24-6	Senior Buck (over 8 mos.)
24-7	Senior Doe (over 8 mos.)

---

### **CHAMPION/ RESERVE CHAMPION RIBBON -BUCK & CHAMPION/RESERVE CHAMPION RIBBON - DOE**

\*\* Special CHAMPION ribbon for the largest display of poultry OR rabbits owned and exhibited by one person, judged by best awards per number of entries.

\*\*

## DEPARTMENT 25 – AGRONOMY

1. All products must have been grown and harvested by the exhibitor after the previous year's Fair. Exhibitor should select the MOST MATURE SPECIMEN.
2. EACH EXHIBIT MUST BE ENTERED BY VARIETY AND ONLY ONE EXHIBIT OF EACH VARIETY WILL BE AWARDED A RIBBON.
3. Each exhibit must be clean and free of weed seed.
4. All exhibits must be entered between 8 a.m. and 10:00 a.m. on TUESDAY, JULY 25. Judging will be after 10:00 a.m.
5. All bulk grains must be shown in wide-mouth, one-gallon glass jars, and MUST BEAR THE VAREITY NAME. A cylinder CANNOT be used.
6. The number after each class name is the amount to be exhibited.

---

Class	Category
-------	----------

---

### **Wheat (variety must be named)**

- |      |                             |
|------|-----------------------------|
| 25-1 | Agri-pro varieties          |
| 25-2 | All other private varieties |
| 25-3 | All other public varieties  |

### **Corn & Sorghum**

- |      |                            |
|------|----------------------------|
| 25-4 | Forage Sorghum - 10 stalks |
| 25-5 | Grain Sorghums - 10 heads  |
| 25-6 | Popcorn - 10 ears          |
| 25-7 | Sweet Corn - 10 ears       |
| 25-8 | White Corn - 10 ears       |
| 25-9 | Yellow Corn - 10 ears      |

### **Other Small Grains**

- |       |        |
|-------|--------|
| 25-10 | Barley |
| 25-11 | Oats   |
| 25-12 | Rye    |

### **Sunflowers**

- |       |                            |
|-------|----------------------------|
| 25-13 | Sunflowers - Confectionary |
| 25-14 | Sunflower – Oil            |

### **Grasses & Legumes**

- |       |                      |
|-------|----------------------|
| 25-15 | Alfalfa Seed         |
| 25-16 | Brome Grass Seed     |
| 25-17 | Other Tame or Native |
| 25-18 | Soybean Seed         |

### **Hay & Grass (6" Sections)**

- |       |             |
|-------|-------------|
| 25-19 | Alfalfa Hay |
| 25-20 | Brome Hay   |
| 25-21 | Prairie Hay |

### **Miscellaneous**

- |       |                                   |
|-------|-----------------------------------|
| 25-22 | Biggest Sunflower Head (diameter) |
| 25-23 | Longest Ear of Corn               |
| 25-24 | Tallest Stalk of Corn             |
| 25-25 | Tallest Sunflower                 |

### **Farm Display**

- |       |   |
|-------|---|
| 25-26 | Entry from wheat & other grains, or from grasses & legume seed, 2 entries from corn & sorghum, 2 different varieties, and 1 entry from hay & grasses. |
|-------|---|

**CHAMPION/RESERVE CHAMPION RIBBON MAY BE AWARDED IN EACH CATEGORY  
1 BEST OF FAIR RIBBON MAY BE AWARDED AT DISCRETION OF JUDGE**

## DEPARTMENT 26 – HORTICULTURE

1. Bring all entries on sturdy paper plate
2. Number after earache variety indicates number of specimens to enter.
3. Horticulture exhibits should be entered in the Hosie Building, where they will be exhibited.

Class	Category
<b>Vegetables</b>	
26-1	Beans - Green or Yellow, 8
26-2	Beets, 3
26-3	Cabbage, 1
26-4	Carrots, 3
26-5	Cauliflower, 1 head
26-6	Cucumbers - Pickling, 3
26-7	Cucumbers - Slicers, 3
26-8	Eggplant, 1
26-9	Onions - Red, 3
26-10	Onions - White, 3
26-11	Onions - Yellow, 3
26-12	Peppers - Hot, 3
26-13	Peppers - Mango, 3
26-14	Potatoes - Red, 3
26-15	Potatoes - Russet, 3
26-16	Potatoes - Sweet, 3
26-17	Potatoes - White, 3
26-18	Pumpkins - Large Field, 1
26-19	Pumpkins - Largest by Weight, 1
26-20	Pumpkins - Miniature, 2
26-21	Pumpkins - Small Sugar, 2
26-22	Tomatoes - Cherry or Novelty, 5
26-23	Tomatoes - Standard, 3
26-24	Squash - Big Winter (Banana, Cushaw, Hubbard, Turban), 2
26-25	Squash Display - 3 different varieties, 2 specimens of each
26-26	Squash - Little Winter (Acorn, Butternut, Table Queen), 2
26-27	Squash - Summer (Yellow Straight Neck, Yellow Crookneck), 2
26-28	Squash - Zucchini, 2
26-29	Vegetable Collection-7 kinds of vegetables with no more than 2 varieties of any one standard vegetable. Exhibit the quantity listed for each. Arrangement, decoration, quality, condition, and uniformity of vegetable will be considered in judging. Exhibit will be limited to 4 sq. ft. of space.
26-30	Cantaloupe or Muskmelon, 2
26-31	Watermelon - Green, 1
26-32	Watermelon - Largest by Weight, 1
26-33	Watermelon - Striped, 1
<b>Other Vegetables</b>	
26-34	Small, 3
26-35	Medium, 2
26-36	Large, 1
<b>Fruits</b>	
26-37	Apples, 3
26-38	Other Fruit
26-39	Peaches, 3
26-40	Pears, 3

**CHAMPION/RESERVE CHAMPION RIBBON MAY BE AWARDED IN EACH CATEGORY  
1 BEST OF FAIR RIBBON MAY BE AWARDED AT DISCRETION OF JUDGE**

## DEPARTMENT 27 – STAINED GLASS

Cloud County - The Stained Glass Capital of Kansas

Class	Category
27-1	Stained glass made by the exhibitor
27-2	Stained glass made by someone other than the exhibitor
27-3	Antique stained glass (prior to 1940)

**CHAMPION/RESERVE CHAMPION RIBBON MAY BE AWARDED IN EACH CATEGORY  
1 BEST OF FAIR RIBBON MAY BE AWARDED AT DISCRETION OF JUDGE**

## DEPARTMENT 28 – ANTIQUE MACHINERY REPAIR & RESTORATION

1. Machinery must be on display on the fairgrounds from entry time to check out. Machinery will be displayed outside.
2. Must show or explain repair or restoration that you have done on entry.

Class	Category
28-1	Antique Machinery Repair and/or Restoration

**CHAMPION/RESERVE CHAMPION RIBBON MAY BE AWARDED IN EACH CATEGORY  
1 BEST OF FAIR RIBBON MAY BE AWARDED AT DISCRETION OF JUDGE**

## DEPARTMENT 29 – HOME-BUILT MACHINERY

1. Machinery must be on display on the fairgrounds from entry time to check out.
2. Machinery will be displayed outside.
3. Must show or explain repair or restoration that you have done on entry.

Class	Category
29-1	Original Construction - Under \$1,000 (total cost of materials)
29-2	Original Construction - Over \$1,000 (total cost of materials)
29-3	Modified Construction - Under \$1,000 (total cost of materials)
29-4	Modified Construction - Over \$1,000 (total cost of materials)

**CHAMPION/RESERVE CHAMPION RIBBON MAY BE AWARDED IN EACH CATEGORY  
1 BEST OF FAIR RIBBON MAY BE AWARDED AT DISCRETION OF JUDGE**

### CHECK OUT TIMES

**Saturday, July 29**

7:00 a.m.-8:00 p. m.

4-H, FFA & Open Class Livestock and Horses Released

8:30 a.m. – 3 p.m.

All Other 4-H, FFA & Open Class Exhibit Check-out

Premiums will be paid at checkout time.

**Premiums will be forfeited if not picked up at check-out time.**

### OPEN CLASS LIVESTOCK RULES AND REGULATIONS

1. Read General Rules and Regulations and Animal Health Requirements, and 4-H Rules and Regulations.
2. All livestock must be entered and in place according to its department.
3. Any animal deemed dangerous by superintendent or Fair Board will be expelled from the fairgrounds.
4. Ethical treatment of animals is the responsibility of all exhibitors and all involved. All animals will be handled in a humane manner in accordance with accepted animal husbandry practices. Muzzles will not be allowed on any livestock.
5. Show ring code of ethics and proper conduct is the responsibility of all exhibitors and all involved. Improper conduct will not be tolerated at any time and will result in forfeiture of all premiums.
6. No administration of a drug of any kind internally or externally prior to entering the show ring, except for treating a recognized disease or injury and for tranquilizing bulls that may otherwise be dangerous or females in heat. For the purpose of this rule, the term "drug" shall mean any substance, the sale, possession or use of which is controlled by license under federal, state or local laws or regulations and any substance commonly used by the medical or veterinary professions which affect the circulatory, respiratory or central nervous system.
7. No animal deemed unworthy shall be awarded a premium. The judge shall decide whether the animal is entitled to an award or not. Where there is no competition, premiums shall be awarded on merit.
8. No livestock shall be released until 7 a.m.- 8 a.m. on Sunday, July 29, after checking with Superintendent. Under extreme extenuating circumstances, permission may be granted by Superintendent. Failure to comply with this rule will result in forfeiting of premium.
9. Premiums will not be awarded until livestock check-out time.
10. All animals must be owned by exhibitor thirty days prior to exhibit.
11. All animals are subject to examination by officials of the Kansas Health Department or those designated by the exhibition staff.
12. All animals shall be free of clinical signs of infection or contagious disease.

### **SPECIAL LIVESTOCK RULES**

1. Exhibitors will be required to keep their places and stalls clean. All filth and litter should be removed from in front of pens and stalls and placed in designated places for the litter force to pick up.
2. Exhibitors shall show their animals at the time and place they are directed. The exhibitor should furnish such information concerning the stock as may be required by the superintendent. Refusal to do so will result in forfeiting any and all claims for awards.
3. Every animal and article on the grounds shall be under the control of the association. While every precaution will be taken for their safekeeping, neither the association, it's officers, nor its agents will be responsible in any case for loss, damage or accident that may occur.
4. Stall and pen rent is free, but not guaranteed. Exhibitors must furnish their own bedding and feed. Bedding may be purchased from the Fair Board.

### **DEPARTMENT 30 - BEEF**

Judging will be after the 4-H/FFA judging

- |      |  |
|------|--|
| 30-1 | Bucket Calf, youth up through age 12                 |
| 30-2 | Range Cow/Calf Pairs (penned @ fair without halters) |
| 30-3 | Breeding Beef Females                                |
| 30-4 | Market Steer   |
| 30-5 | Market Heifer  |

**CHAMPION/RESERVE CHAMPION RIBBON**

### DEPARTMENT 31 - GOATS

Judging will be after the 4-H/FFA judging

- 31-1 Doe, 0-6 months
- 31-2 Doe, 7-12 months
- 31-3 Doe, yearly
- 31-4 Doe, aged (over 2 years)

**CHAMPION/ RESERVE CHAMPION RIBBON**

- 31-5 Buck, (less than 1 year)

**CHAMPION/ RESERVE CHAMPION RIBBON**

- 31-7 Market Goat (Shown by weight class)

**CHAMPION/ RESERVE CHAMPION RIBBON**

### DEPARTMENT 32 - SHEEP

Judging will be after the 4-H/FFA judging

- 32-1 Ewe lamb
- 32-2 Yearling ewe
- 32-3 Aged ewe (over 2 years)

**CHAMPION/ RESERVE CHAMPION RIBBON**

- 32-5 Ram, (less than 1 year)

**CHAMPION/ RESERVE CHAMPION RIBBON**

- 32-6 Market Lamb (Shown by weight class)

**CHAMPION/ RESERVE CHAMPION RIBBON**

### DEPARTMENT 33 – SWINE

Judging will be after the 4-H/FFA judging

- 33-1 Gilt
- 33-2 Barrow
- 33-3 Boar (less than 1 year)

**CHAMPION/ RESERVE CHAMPION RIBBON**

### CHECK OUT TIMES

Saturday, July 29

- 7:00 a.m.-8:00 p. m. 4-H, FFA & Open Class Livestock and Horses Released
- 8:30 a.m. – 3 p.m. All Other 4-H, FFA & Open Class Exhibit Check-out

Premiums will be paid at checkout time.

**Premiums will be forfeited if not picked up at check-out time.**

### Open Class Horse Show – Sunday, July 22 at 3 p.m.

Superintendents: Aggie Moore and Brittany Moore

1. Open Class Horse Registrations 1:30-2:45 Day of Show. Pre-Entries are encouraged.
2. Classes will be divided depending on size. Patterns will be posted at least an hour before the show time.
3. All participants will be assigned a number that will be worn in all judged events.
4. See General Livestock Rules and Regulations. The Kansas 4-H Horse Show Rule Book and Handbook will be the official rules.
5. The Age of Horse is determined as of January 1 of the year it was born.
6. No exhibitor may have more than one entry per class.
7. Any exhibitor found to have tampered with, used tranquilizers, entered an animal which is not eligible, unsound, or unruly may be barred from the show by the superintendents.
8. Unsportsmanlike conduct will not be tolerated at any time and will result in forfeiture of all placings.
9. Dress Code: Follow the 4-H Guidelines (see 4-H Horse Rules); Show Attire is not required for timed events.
10. Entry Fees: Ride All Day on one fee - \$15.00
11. Ribbons for all classes and Rosettes for Champion and Reserve Halter Classes/Showmanship.
12. Any complaints are to be brought forward in writing to the grievance committee and handled the day of the show. The grievance committee consists of the open class superintendents and at least one Fairboard member.

#### Halter Classes

- All Horses-Filly or Mare
  - Class 2601 – 1 year old Filly
  - Class 2602 – 2 year old Filly
  - Class 2603 – 3 year old Filly
  - Class 2604 – 4 year old and older Mare

- All Horses – Gelding
  - Class 2605 – 1 year old Gelding
  - Class 2606 – 2 year old Gelding
  - Class 2607 – 3 year old Gelding
  - Class 2608 – 4 year old and older Mare
- Ponies (Horses 56 inches and under)
  - Class 2609 – 1 year old
  - Class 2610 – 2 year old and older

#### Showmanship

- Class 2614A – Adult
- Class 2614 – 14-18 year old
- Class 2615 – 10-13 year old
- Class 2616 – 7-9 year old

#### Performance Classes

- Class 2618A – Lead Line Rider (6 and under, rider may not ride in any other performance event)
- Class 2619A – Novice Exhibitor Walk-Trot Pleasure (exhibitor may only show in Class 2619A and 2619B, but no other performance classes)
- Class 2619B – Novice Exhibitor Walk-Trot Horsemanship (exhibitor may only show in Class 2619A and 2619B, but no other performance classes)
- Class 2634A – Trail – Adult
- Class 2634 – Trail – 14-18
- Class 2635 – Trail – 10-13
- Class 2636 – Trail – 7-9
- Class 2637 – Walk Trot (7-10, If entered , may not enter in Western Pleasure)
- Class 2641A – Non Stock/Pony Western Pleasure - Adult (Horses 56 inches and under)
- Class 2641 – Non Stock/Pony Western Pleasure -14-18 (Horses 56 inches and under)
- Class 2642 – Non Stock/Pony Western Pleasure – 10-13 (Horses 56 inches and under)
- Class 2643 – Non Stock/Pony Western Pleasure – 7-9 (Horses 56 inches and under)
- Class 2644A – Western Pleasure – Adult
- Class 2644 – Western Pleasure – 14-18
- Class 2645 – Western Pleasure – 10-13
- Class 2646 – Western Pleasure – 7-9
- Class 2648A – Western Horsemanship – Adult
- Class 2648 – Western Horsemanship – 14-18
- Class 2649 – Western Horsemanship – 10-13
- Class 2650 – Western Horsemanship – 7-9
- Class 2652A – Reining – Adult
- Class 2652 – Reining – 14-18
- Class 2655A – Working Ranch Horse – Adult
- Class 2655- Working Ranch Horse - 14-18
- Class 2656 – Working Ranch Horse – 10-13

#### Timed Events

- Class 2658A – Pole Bending – Adult
- Class 2658 – Pole Bending – 14-18
- Class 2659 - Pole Bending – 10-13
- Class 2660 – Pole Bending – 7-9
- Class 2660B – Pole Bending – Lead line
- Class 2661A – Barrel Racing – Adult
- Class 2661 – Barrel Racing – 14-18
- Class 2662 – Barrel Racing – 10-13
- Class 2663 – Barrel Racing – 7-9
- Class 2663B – Barrel Racing – Lead line
- Class 2664A – Flag Race – Adult
- Class 2664 - Flag Race – 14-18
- Class 2665 – Flag Race – 10-13
- Class 2666 – Flag Race – 7-9
- Class 2666B – Flag Race Lead Line



**COME**  
**“KICK UP YOUR HEELS”**  
**AT THE CLOUD COUNTY FAIR !!!**



**Open Class Livestock Entry Form**

2018 Cloud County Fair – July 24-28, 2018

Name: \_\_\_\_\_ Phone: \_\_\_\_\_

Address: \_\_\_\_\_

All entries are to be mailed by July 20, 2018 to Cloud County Fair, P.O. Box 227, Concordia, KS 66901 ATTN: Open Class Livestock

Superintendent, please accept the following entries subject to the rules governing exhibits at the Cloud County Fair.

Department	Class #	Quantity	Description of Class

User agrees to indemnify and hold the county, and its officers, agents and employees harmless from any and all liability, damages, actions, claims, demands, expenses, judgments, fees and costs of whatever kind of character, arising from, by reason of, or in connection with the use of the facilities described here in. It is the intention of the parties that the County, and its officers, agents and employees shall not be liable or in any way responsible for injury, damage, liability, loss or expense resulting to the user and those it brings onto the premises. User expressly assumes full responsibility for any and all damages or injuries which may result to any person or property by reason of or in connection with the use of the facilities pursuant to this agreement, and agrees to pay the County for all damages caused to the facilities resulting from users' activities.

Applicant Signature: \_\_\_\_\_ Date: \_\_\_\_\_

The regulations and requirements for entering in the Livestock Department must be carefully observed. Otherwise, exhibitors will not be permitted to compete in the show ring. Copies may be made for additional entries. Each of the above lines hold one entry. All entries must be made on these lines.



# NOTES





2017 4-H/FFA Market

# Row of Champions



**2017 Champion Market Steer**  
Exhibitor - Kelli Lange, Clifton-Clyde FFA



**2017 Champion Market Lamb**  
Exhibitor - Rachele Anderson, Hill and Dale 4-H



**2017 Grand Champion Market Hog**  
Exhibitor - Ashley Bartlett, Hill and Dale 4-H



**2017 Champion Market Goat**  
Exhibitor - Kelli Lange, Clifton-Clyde FFA

*Congratulations to all the 4-H/FFA exhibitors  
and GOOD LUCK next year!*



